JIATIAN®



WORM GEAR AND WORM REDUCER
RV系列蜗轮蜗杆减速机

机械结构紧凑、效率高、输出扭矩大、传动比高 扭矩大 承载力高 机械结构高 体积轻巧
适用性强 安全可靠性强 热交换比高 承受过载能力高。

上海嘉田传动机械有限公司
电话:021-64525832 021-64525833
手机:13817843940（微信同号）
地址:上海市松江区新桥工业园
官网:http://www.jtjsj.com/

型号说明 / MODEL ILLUMINATE

NMRV/NRV 蜗轮蜗杆减速电机与减速机
WORM GEARED MOTOS AND WORM GEAR UNITS

减速机 / Gear box								电机 / Motor	
NMRV	075	40	E	FA1	DZ1	80B5	B3	8014或 / or 0.55-4	/ 1
①	②	③	④	⑤	⑥	⑦	⑧	⑨	⑩

RV

NO	说明	Comments
1	型号代码： 1. RV孔输入带输入法兰 2. NRV轴输入不带输入法兰	Model code 1. RV:Hole input with flange 2. NRV:Shaft input without flange
2	蜗轮蜗杆减速机中心距（规格）	Central distance of worm gear units(spec)
3	减速机速比 （i=5,7.5,10,15,20,25,30,40,50,60,80,100）	Speed ratio of reducer r(i=5,7.5;10;15;20;25;30;40;50;60;80;100)
4	1. 无代号表示不带蜗杆同向尾出轴 2. E：带蜗杆同向尾出轴	1. No mark means single extension worm shaft 2. E: Double extension worm shaft
5	1. 无代号表示不带输出法兰 2. FA,FB,FC,FD,FE(1/2):输出法兰号和位置	1. No mark means without output flange 2. FA,FB,FC,FD,FE(1/2):output Flange and position
6	1. 无代号表示孔输出 2. DZ（1/2）：单向输出轴和位置 3. SZ：双向输出轴	1. No mark means hole output 2. DZ(1/2):Single output shaft and position 3. SZ:Double output shaft
7	输入法兰规格型式（不带电机时）	Normalized from of input flange(without motor)
8	安装方位代号	Installation position code
9	1. 无代号表示不带电机 2. 电机型号或功率，极数	1. No mark means without motor 2. Model motors(poles of power)
10	电机接线盒位置，默认位置1可以不写	Position diagram for motor terminal box default position 1 not to write out is ok

减速机啮合参数 / MESH DATA

NRV	i	5	7.5	10	15	20	25	30	40	50	60	80	100
025	Z1	6	4	3	2	2	—	1	1	1	1	—	—
	γ	30° 58′	21° 48′	16° 42′	11° 19′	10° 53′	—	5° 43′	5° 29′	4° 34′	3° 23′	—	—
	m	1.25	1.25	1.25	1.25	1	—	1.25	1	0.8	0.65	—	—
	η_d (1400)	0.87	0.85	0.83	0.79	0.75	—	0.67	0.62	0.58	0.55	—	—
	η_s	0.72	0.71	0.68	0.61	0.56	—	0.46	0.41	0.36	0.34	—	—
030	Z1	6	4	3	2	2	1	1	1	1	1	1	—
	γ	29° 03′	20° 19′	15° 31′	10° 29′	5° 42′	6° 10′	5° 17′	2° 52′	3° 26′	2° 52′	1° 58′	—
	m	1.5	1.5	1.5	1.5	1	1.75	1.5	1	0.9	0.75	0.55	—
	η_d (1400)	0.87	0.85	0.82	0.77	0.73	0.68	0.65	0.59	0.55	0.51	0.44	—
	η_s	0.72	0.67	0.63	0.55	0.5	0.43	0.39	0.35	0.31	0.27	0.23	—
040	Z1	6	4	3	2	2	2	1	1	1	1	1	1
	γ	30° 58′	21° 48′	16° 42′	11° 19′	11° 19′	8° 08′	5° 43′	5° 43′	4° 0.5′	2° 52′	2° 52′	2° 29′
	m	2	2	2	2	1.6	1.25	2	1.6	1.25	1	0.8	0.65
	η_d (1400)	0.89	0.87	0.85	0.82	0.78	0.75	0.7	0.65	0.62	0.58	0.52	0.47
	η_s	0.74	0.71	0.67	0.6	0.55	0.51	0.45	0.4	0.36	0.32	0.28	0.24
050	Z1	4	4	3	2	2	2	1	1	1	1	1	1
	γ	23° 49′	21° 48′	16° 42′	11° 19′	11° 19′	9° 05′	5° 43′	5° 43′	4° 21′	2° 52′	2° 52′	2° 17′
	m	3.4	2.5	2.5	2.5	2	1.6	2.5	2	1.6	1.25	1	0.8
	η_d (1400)	0.89	0.88	0.86	0.82	0.79	0.76	0.72	0.67	0.63	0.59	0.53	0.49
	η_s	0.74	0.7	0.66	0.59	0.55	0.51	0.44	0.39	0.35	0.32	0.27	0.23
063	Z1	—	4	3	2	2	2	1	1	1	1	1	1
	γ	—	24° 31′	18° 53′	12° 51′	11° 19′	8° 45′	6° 30′	5° 43′	4° 24′	3° 03′	2° 52′	2° 12′
	m	—	3.25	3.25	3.25	2.5	2	3.25	2.5	2	1.6	1.25	1
	η_d (1400)	—	0.88	0.87	0.83	0.81	0.78	0.74	0.7	0.66	0.62	0.57	0.51
	η_s	—	0.71	0.67	0.6	0.55	0.51	0.45	0.4	0.36	0.33	0.28	0.24
075	Z1	—	4	3	2	2	2	1	1	1	1	1	1
	γ	—	28° 4′	21° 48′	14° 56′	11° 19′	11° 19′	7° 36′	5° 43′	5° 43′	3° 49′	4° 21′	2° 52′
	m	—	4	4	4	3	2.5	4	3	2.5	2	1.6	1.25
	η_d (1400)	—	0.89	0.88	0.85	0.82	0.80	0.76	0.72	0.69	0.65	0.60	0.55
	η_s	—	0.71	0.68	0.61	0.57	0.53	0.46	0.42	0.38	0.35	0.29	0.26
090	Z1	—	4	3	2	2	2	1	1	1	1	1	1
	γ	—	28° 04′	26° 34′	18° 26′	14° 02′	11° 19′	9° 28′	7° 08′	5° 43′	4° 46′	3° 53′	2° 52′
	m	—	4.8	5	5	3.75	3	5	3.75	3	2.5	1.9	1.5
	η_d (1400)	—	0.9	0.89	0.86	0.84	0.82	0.78	0.75	0.72	0.69	0.63	0.59
	η_s	—	0.73	0.7	0.64	0.6	0.56	0.49	0.45	0.41	0.38	0.32	0.28
110	Z1	—	4	3	2	2	2	1	1	1	1	1	1
	γ	—	28° 46′	22° 22′	15° 21′	14° 20′	14° 02′	7° 49′	7° 17′	7° 08′	5° 48′	4° 54′	3° 37′
	m	—	5.9	5.9	5.9	4.6	3.75	5.9	4.6	3.75	3.15	2.4	1.9
	η_d (1400)	—	0.9	0.89	0.86	0.85	0.84	0.79	0.78	0.75	0.72	0.67	0.63
	η_s	—	0.72	0.69	0.63	0.62	0.59	0.48	0.48	0.44	0.41	0.36	0.32
130	Z1	—	4	3	2	2	2	1	1	1	1	1	1
	γ	—	29° 15′	22° 47′	15° 39′	13° 47′	12° 24′	7° 58′	7° 00′	6° 17′	6° 07′	3° 56′	3° 41′
	m	—	7	7	7	5.4	4.4	7	5.4	4.4	3.75	2.75	2.25
	η_d (1400)	—	0.91	0.89	0.87	0.86	0.84	0.8	0.78	0.75	0.72	0.68	0.64
	η_s	—	0.72	0.69	0.63	0.61	0.58	0.49	0.46	0.43	0.39	0.34	0.3
150	Z1	—	6	4	3	2	2	2	1	1	1	1	1
	γ	—	29° 37′	24° 41′	15° 52′	12° 56′	11° 19′	9° 56′	6° 34′	5° 43′	5° 00′	3° 45′	2° 52′
	m	—	5.4	6.16	5.4	6.16	5	4.2	6.16	5	4.2	3.15	2.5
	η_d (1400)	—	0.91	0.9	0.88	0.86	0.84	0.83	0.78	0.76	0.73	0.68	0.64
	η_s	—	0.73	0.71	0.66	0.6	0.57	0.54	0.45	0.42	0.39	0.33	0.29

备注: i-速比，Z_1-蜗杆头数；γ-导程角，m-模数，η_d动态效率，η_s静态效率。

减速机选型表 / GEAR UNIT SELECTION TABLES

NMRV...IEC...性能参数 / PERFORMANCE PARAMETER

P_{1n} (kw)	n_2 (r/min)	i	M_{2n} (Nm)	F_{r2} (N)	fs			
0.06	280	5	1.8	439	6.2	NMRV025	56B14	5614
	186.7	7.5	2.6	503	4.2			
	140	10	3.4	553	3.5			
	93.3	15	4.9	633	2.5			
	70	20	6.2	697	1.9			
	46.7	30	8.3	798	1.6			
	35	40	10	878	1.2			
	28	50	12	946	0.9			
	23.3	60	14	1006	0.7			
	186.7	7.5	2.6	683	7.0	NMRV030	56B5/B14	5614
	140	10	3.4	752	5.4			
	93.3	15	4.7	861	3.9			
	70	20	6	948	3.1			
	56	25	7	1021	3.1			
	46.7	30	8	1085	2.5			
	35	40	9.7	1194	1.9			
	28	50	11	1286	1.5			
	23.3	60	13	1367	1.3			
	17.5	80	14	1504	0.9			
0.09	373.3	7.5	2.0	399	3.9	NMRV025	56B14	5612
	280	10	2.6	439	3.4			
	186.7	15	3.8	503	2.4			
	140	20	4.9	553	1.8			
	93.3	30	6.7	633	1.3			
	70	40	8.5	697	1.1			
	56	50	10	751	0.9			
	186.7	7.5	3.9	503	2.8	NMRV025	56B14	5624
	140	10	5.1	553	2.4			
	93.3	15	7.3	633	1.6			
	70	20	9.3	697	1.3			
	46.7	30	13	798	1.0			
	35	40	16	878	0.8			
	373.3	7.5	2.0	542	6.5	NMRV030	56B5/B14	5612
	280	10	2.6	597	5.0			
	186.7	15	3.7	683	3.5			
	140	20	4.7	752	2.5			
	112	25	5.5	810	2.9			
	93.3	30	6.4	861	2.3			
	70	40	8.0	948	1.8			
	56	50	9.4	1021	1.4			
	46.7	60	10	1085	1.1			
	35	80	13	1194	0.9			

减速机选型表 / GEAR UNIT SELECTION TABLES

P_{1n} (kw)	n_2 (r/min)	i	M_{2n} (Nm)	F_{r2} (N)	fs			
0.09	186.7	7.5	3.9	683	4.7	NMRV030	56B5/B14	5624
	140	10	5.0	752	3.6			
	93.3	15	7.0	861	2.6			
	70	20	8.8	948	2.0			
	56	25	10	1021	2.1			
	46.7	30	12	1085	1.7			
	35	40	14	1194	1.2			
	28	50	17	1286	1.0			
	23.3	60	18	1367	0.9			
	28	50	19	2475	2.1	NMRV040	56B5	5624
	23.3	60	21	2630	1.7			
	17.5	80	25	2895	1.3			
	14	100	29	3118	1.0			
0.12	373.3	7.5	2.7	399	3.0	NMRV025	56B14	5622
	280	10	3.5	439	2.6			
	186.7	15	5.1	503	1.8			
	140	20	6.5	553	1.4			
	93.3	30	9.0	633	1.0			
	70	40	11	697	0.8			
	186.7	7.5	5.2	683	3.5	NMRV030	63B5/B14	6314
	140	10	6.6	752	2.7			
	93.3	15	9.3	861	1.9			
	70	20	12	948	1.5			
	56	25	14	1021	1.6			
	46.7	30	16	1085	1.3			
	35	40	19	1194	0.9			
	28	50	22	1286	0.8			
	46.7	30	17	2087	2.7	NMRV040	63B5/B14	6314
	35	40	21	2298	1.9			
	28	50	25	2475	1.6			
	23.3	60	28	2630	1.3			
	17.5	80	33	2895	1.0			
	14	100	38	3118	0.8			
	23.3	60	29	3610	2.3	NMRV050	63B5	6314
	17.5	80	35	3973	1.9			
	14	100	39	4280	1.4			
0.18	373.3	7.5	4.0	542	3.2	NMRV030	63B5/B14	6312
	280	10	5.2	597	2.5			
	186.7	15	7.4	683	1.8			
	140	20	9.5	752	1.3			
	112	25	11	810	1.4			
	93.3	30	13	861	1.2			
	70	40	16	948	0.9			
	186.7	7.5	7.7	683	2.3	NMRV030	63B5/B14	6324
	140	10	10	752	1.8			
	93.3	15	14	861	1.3			
	70	20	18	948	1.0			
	56	25	20	1021	1.0			
	46.7	30	24	1085	0.8			

减速机选型表 / GEAR UNIT SELECTION TABLES

P_{1n} (kw)	n_2 (r/min)	i	M_{2n} (Nm)	F_{r2} (N)	fs		
0.18	93.3	30	14	1657	2.5	NMRV040 63B5/B14	6312
	70	40	17	1824	1.8		
	56	50	21	1964	1.4		
	70	20	19	1824	2.1	NMRV040 63B5/B14	6324
	56	25	23	1964	1.7		
	46.7	30	25	2087	1.8		
	35	40	32	2298	1.3		
	28	50	37	2475	1.0		
	23.3	60	42	2630	0.9		
	45	20	28	2113	1.6	NMRV040 71B5/B14	7116
	36	25	34	2276	1.3		
	30	30	38	2419	1.3		
	22.5	40	47	2662	1.0		
	46.7	60	24	2865	2.1	NMRV050 63B5	6312
	35	80	30	3153	1.5		
	28	100	34	3397	1.2		
	35	40	33	3153	2.3	NMRV050 63B5	6324
	28	50	39	3397	1.9		
	23.3	60	43	3610	1.6		
	17.5	80	52	3973	1.2		
	14	100	59	4280	0.9		
	18	50	56	3936	1.4	NMRV050 71B5/B14	7116
	15	60	63	4183	1.1		
	11.3	80	75	4604	0.9		
	15	60	66	5467	2.1	NMRV063 71B5/B14	7116
	11.3	80	79	6018	1.6		
	9	100	90	6270	1.4		
0.25	373.3	7.5	5.6	542	2.3	NMRV030 63B5/B14	6322
	280	10	7.2	597	1.8		
	186.7	15	10	683	1.3		
	140	20	13	752	0.9		
	112	25	15	810	1.0		
	93.3	30	18	861	0.8		
	186.7	7.5	11	1315	3.6	NMRV040 71B5/B14	7114
	140	10	14	1447	2.8		
	93.3	15	20	1657	2.0		
	70	20	26	1824	1.5		
	56	25	32	1964	1.2		
	46.7	30	35	2087	1.3		
	35	40	44	2298	0.9		
	120	7.5	17	1524	2.6	NMRV040 71B5/B14	7126
	90	10	22	1677	2.0		
	60	15	31	1920	1.4		
	45	20	39	2113	1.1		
	36	25	48	2276	0.9		
	30	30	53	2419	0.9		

减速机选型表 / GEAR UNIT SELECTION TABLES

P_{1n} (kw)	n_2 (r/min)	i	M_{2n} (Nm)	F_{r2} (N)	fs			
0.25	35	80	42	3153	1.1	NMRV050	63B5/B14	6322
	28	100	48	3397	0.8			
	70	20	27	2503	2.7	NMRV050	71B5/B14	7114
	56	25	32	2696	2.2			
	46.7	30	36	2865	2.3			
	35	40	46	3153	1.7			
	28	50	54	3397	1.4			
	23.3	60	60	3610	1.1			
	17.5	80	72	3973	0.9			
	45	20	40	2900	1.9	NMRV050	71B5/B14	7126
	36	25	48	3124	1.5			
	30	30	54	3320	1.7			
	22.5	40	67	3654	1.2			
	18	50	78	3936	1.0			
	15	60	88	4183	0.8			
	28	50	55	4440	2.4	NMRV063	71B5/B14	7114
	23.3	60	63	4719	2.0			
	17.5	80	76	5193	1.6			
	14	100	87	5595	1.4			
	18	50	81	5145	1.8	NMRV063	71B5/B14	7126
	15	60	92	5467	1.5			
	11.3	80	110	6018	1.2			
	9	100	125	6270	1.0			
	17.5	80	80	6130	2.4	NMRV075	71B5	7114
	14	100	94	6603	1.9			
	11.3	80	117	7103	1.7	NMRV075	71B5	7126
	9	100	133	7380	1.4			
0.37	373.3	7.5	8.3	1044	3.4	NMRV040	71B5/B14	7112
	280	10	11	1149	2.6			
	186.7	15	16	1315	1.9			
	140	20	20	1447	1.4			
	112	25	25	1559	1.1			
	186.7	7.5	16	1315	2.5	NMRV040	71B5/B14	7124
	140	10	21	1447	1.9			
	93.3	15	30	1657	1.3			
	70	20	39	1824	1.0			
	56	25	47	1964	0.8			
	46.7	30	52	2087	0.9			
	112	25	25	2140	2.0	NMRV050	71B5/B14	7112
	93.3	30	29	2274	2.2			
	70	40	37	2503	1.6			
	56	50	44	2696	1.2			
	46.7	60	50	2865	1.0			
	35	80	62	3153	0.7			
	140	10	21	1987	3.4	NMRV050	71B5/B14	7124
	93.3	15	31	2274	2.4			
	70	20	39	2503	1.9			

减速机选型表 / GEAR UNIT SELECTION TABLES

P_{1n} (kw)	n_2 (r/min)	i	M_{2n} (Nm)	F_{r2} (N)	fs			
0.37	56	25	47	2696	1.5	NMRV050	71B5/B14	7124
	46.7	30	54	2865	1.6			
	35	40	68	3153	1.1			
	28	50	80	3397	0.9			
	23.3	60	89	3610	0.8			
	120	7.5	25	2091	3.4	NMRV050	80B5/B14	8016
	90	10	33	2302	2.6			
	60	15	47	2635	1.8			
	45	20	59	2900	1.3			
	36	25	72	3124	1.0			
	30	30	80	3320	1.1			
	35	40	70	4122	2.1	NMRV063	71B5/B14	7124
	28	50	82	4440	1.6			
	23.3	60	94	4719	1.4			
	17.5	80	113	5193	1.1			
	14	100	129	5595	0.9			
	45	20	60	3791	2.4	NMRV063	80B5/B14	8016
	36	25	73	4084	1.9			
	30	30	82	4339	2.1			
	22.5	40	102	4776	1.6			
	18	50	120	5145	1.2			
	15	60	137	5467	1.0			
	23.3	60	97	5569	2.1	NMRV075	71B5	7124
	17.5	80	119	6130	1.6			
	14	100	139	6603	1.3			
	18	50	124	6073	1.8	NMRV075	80B5/B14	8016
	15	60	141	6453	1.5			
	11.3	80	173	7103	1.2			
	9	100	196	7380	1.0			
	11.3	80	185	7859	1.7	NMRV090	80B5/B14	8016
	9	100	212	8180	1.3			
0.55	373.3	7.5	12	1044	2.3	NMRV040	71B5/B14	7122
	280	10	16	1149	1.8			
	186.7	15	24	1315	1.3			
	140	20	30	1447	1.0			
	112	25	37	1559	0.8			
	140	20	31	1987	1.7	NMRV050	71B5/B14	7122
	112	25	38	2140	1.4			
	93.3	30	43	2274	1.5			
	70	40	55	2503	1.1			
	56	50	65	2696	0.8			
	46.7	60	74	2865	0.7			
	186.7	7.5	24	1805	2.9	NMRV050	80B5/B14	8014
	140	10	32	1987	2.3			
	93.3	15	46	2274	1.6			
	70	20	59	2503	1.2			
	56	25	70	2696	1.0			
	46.7	30	80	2865	1.1			

减速机选型表 / GEAR UNIT SELECTION TABLES

P_{1n} (kw)	n_2 (r/min)	i	M_{2n} (Nm)	F_{r2} (N)	fs			
0.55	120	7.5	37	2091	2.3	NMRV050	80B5/B14	8026
	90	10	48	2302	1.7			
	60	15	69	2635	1.2			
	45	20	88	2900	0.9			
	70	40	56	3272	1.9	NMRV063	71B5/B14	7122
	56	50	68	3524	1.5			
	46.7	60	78	3745	1.2			
	35	80	96	4122	0.9			
	28	100	111	4440	0.7			
	70	20	60	3272	2.2	NMRV063	80B5/B14	8014
	56	25	72	3524	1.8			
	46.7	30	82	3745	1.9			
	35	40	104	4122	1.4			
	28	50	122	4440	1.1			
	23.3	60	140	4719	0.9			
	60	15	70	3444	2.2	NMRV063	80B5/B14	8026
	45	20	90	3791	1.6			
	36	25	108	4084	1.3			
	30	30	123	4339	1.4			
	22.5	40	152	4776	1.1			
	35	80	99	4865	1.3	NMRV075	71B5	7122
	28	100	116	5241	1.0			
	35	40	108	4865	2.0	NMRV075	80B5/B14	8014
	28	50	128	5241	1.6			
	23.3	60	144	5569	1.4			
	17.5	80	177	6130	1.1			
	14	100	206	6603	0.9			
	30	30	124	5122	2.1	NMRV075	80B5/B14	8026
	22.5	40	156	5637	1.5			
	18	50	184	6073	1.2			
	15	60	210	6453	1.0			
	17.5	80	189	6783	1.5	NMRV090	80B5/B14	8014
	14	100	221	7306	1.2			
	18	50	196	6719	2.0	NMRV090	80B5/B14	8026
	15	60	224	7140	1.6			
	11.3	80	275	7859	1.1			
	9	100	315	8180	0.9			
	17.5	80	201	8571	2.6	NMRV110	80B5	8014
	14	100	236	9232	2.0			
	11.3	80	294	9931	1.9	NMRV110	80B5	8026
	9	100	344	10320	1.5			

减速机选型表 / GEAR UNIT SELECTION TABLES

P_{1n} (kw)	n_2 (r/min)	i	M_{2n} (Nm)	F_{r2} (N)	fs			
0.75	373.3	7.5	17	1433	3.0	NMRV050	80B5/B14	8012
	280	10	22	1577	2.4			
	186.7	15	31	1805	1.7			
	140	20	41	1987	1.3			
	112	25	49	2140	1.0			
	93.3	30	56	2274	1.1			
	280	5	23	1577	2.7	NMRV050	80B5/B14	8024
	186.7	7.5	33	1805	2.1			
	140	10	43	1987	1.7			
	93.3	15	62	2274	1.2			
	70	20	80	2503	0.9			
	140	20	43	2597	2.3	NMRV063	80B5/B14	8012
	112	25	52	2797	1.8			
	93.3	30	60	2973	2.0			
	70	40	77	3272	1.4			
	56	50	92	3524	1.1			
	46.7	60	106	3745	0.9			
	93.3	15	63	2973	2.2	NMRV063	80B5/B14	8024
	70	20	82	3272	1.6			
	56	25	98	3524	1.3			
	46.7	30	112	3745	1.4			
	35	40	141	4122	1.0			
	120	7.5	51	2734	2.9	NMRV063	90B5/B14	90S6
	90	10	67	3009	2.3			
	60	15	96	3444	1.6			
	45	20	123	3791	1.2			
	36	25	147	4084	0.9			
	30	30	167	4339	1.0			
	46.7	60	107	4421	1.3	NMRV075	80B5/B14	8012
	35	80	135	4865	1.0			
	28	100	159	5241	0.8			
	56	25	101	4160	2.0	NMRV075	80B5/B14	8024
	46.7	30	117	4421	2.0			
	35	40	147	4865	1.5			
	28	50	174	5241	1.2			
	23.3	60	196	5569	1.0			
	60	15	97	4065	2.4	NMRV075	90B5/B14	90S6
	45	20	124	4474	1.9			
	36	25	149	4820	1.4			
	30	30	170	5122	1.5			
	22.5	40	213	5637	1.1			
	35	80	143	5383	1.6	NMRV090	80B5/B14	8012
	28	100	169	5799	1.2			
	28	50	182	5799	1.9	NMRV090	80B5/B14	8024
	23.3	60	209	6163	1.5			
	17.5	80	258	6783	1.1			
	14	100	302	7306	0.9			

减速机选型表 / GEAR UNIT SELECTION TABLES

P_{1n} (kw)	n_2 (r/min)	i	M_{2n} (Nm)	F_{r2} (N)	fs			
0.75	30	30	179	5667	2.6	NMRV090	90B5B14	90S6
	22.5	40	226	6238	1.8			
	18	50	267	6719	1.5			
	15	60	306	7140	1.1			
	17.5	80	274	8571	1.9	NMRV110	80B5	8024
	14	100	322	9232	1.5			
	15	60	325	9023	2.1	NMRV110	90B5	90S6
	11.3	80	401	9931	1.4			
	9	100	470	10320	1.1			
	11.3	80	401	12989	2.1	NMRV130	90B5	90S6
	9	100	470	13500	1.7			
1. 1	373.3	7.5	25	1433	2.1	NMRV050	80B5/B14	8022
	280	10	33	1577	1.7			
	186.7	15	48	1805	1.2			
	140	20	62	1987	0.9			
	186.7	15	46	2359	2.1	NMRV063	80B5/B14	8022
	140	20	60	2597	1.6			
	112	25	72	2797	1.2			
	93.3	30	82	2973	1.4			
	70	40	104	3272	1.0			
	120	7.5	75	2734	2.0	NMRV063	90B5/B14	90L6
	90	10	98	3009	1.6			
	60	15	140	3444	1.1			
	45	20	180	3791	0.8			
	186.7	7.5	50	2359	2.6	NMRV063	90B5/B14	90S4
	140	10	65	2597	2.0			
	93.3	15	92	2973	1.5			
	70	20	120	3272	1.1			
	56	25	144	3524	0.9			
	46.7	30	164	3745	1.0			
	112	25	77	3302	2.0	NMRV075	80B5/B14	8022
	93.3	30	89	3509	1.9			
	70	40	114	3862	1.4			
	56	50	137	4160	1.1			
	46.7	60	158	4421	0.9			
	90	10	98	3551	2.3	NMRV075	90B5/B14	90L6
	60	15	142	4065	1.7			
	45	20	182	4474	1.3			
	36	25	219	4820	1.0			
	30	30	249	5122	1.0			

减速机选型表 / GEAR UNIT SELECTION TABLES

P_{1n} (kw)	n_2 (r/min)	i	M_{2n} (Nm)	F_{r2} (N)	fs			
1.1	93.3	15	95	3509	2.1	NMRV075	90B5/B14	90S4
	70	20	122	3862	1.7			
	56	25	148	4160	1.3			
	46.7	30	171	4421	1.3			
	35	40	216	4865	1.0			
	35	80	210	5383	1.1	NMRV090	80B5/B14	8022
	28	100	248	5799	0.8			
	36	25	228	5333	1.6	NMRV090	90B5/B14	90L6
	30	30	263	5667	1.8			
	22.5	40	331	6238	1.2			
	18	50	391	6719	1.0			
	15	60	448	7140	0.8			
	35	40	222	5383	1.6	NMRV090	90B5/B14	90S4
	28	50	266	5799	1.3			
	23.3	60	306	6163	1.0			
	22.5	40	345	7882	2.3	NMRV110	90B5	90L6
	18	50	414	8491	1.8			
	15	60	476	9023	1.4			
	11.3	80	588	9931	1.0			
	28	50	278	7328	2.4	NMRV110	90B5	90S4
	23.3	60	324	7787	1.9			
	17.5	80	402	8571	1.3			
	14	100	473	9232	1.0			
	11.3	80	588	12989	1.5	NMRV130	90B5	90L6
	9	100	689	13500	1.1			
	17.5	80	408	11210	2.1	NMRV130	90B5	90S4
	14	100	480	12076	1.5			
1.5	373.3	7.5	34	1433	1. 5	NMRV050	80B5/B14	8032
	280	10	45	1577	1.2			
	186.7	15	65	1805	0.9			
	186.7	7.5	68	2359	1.9	NMRV063	90B5/B14	90L4
	140	10	88	2597	1.5			
	93.3	15	126	2973	1.1			
	70	20	164	3272	0.8			
	373.3	7.5	35	1873	2.7	NMRV063	90B5/B14	90S2
	280	10	45	2061	2.2			
	186.7	15	66	2359	1.6	NMRV063	90B5/B14	90S2
	140	20	86	2597	1.2			
	112	25	105	2797	0.9			
	93.3	30	120	2973	1.0			
	120	7.5	103	3227	2.1	NMRV075	100B5/B14	100L6
	90	10	134	3551	1.7			
	60	15	193	4065	1.2			
	56	50	187	4160	1.3	NMRV075	90B5/B14	90S2
	46.7	60	215	4421	1.1			
	140	10	89	3065	2.2	NMRV075	90B5/B14	90L4
	93.3	15	129	3509	1.6			
	70	20	166	3862	1.3			
	56	25	202	4160	1.0			

RV

减速机选型表 / GEAR UNIT SELECTION TABLES

P_{1n} (kw)	n_2 (r/min)	i	M_{2n} (Nm)	F_{r2} (N)	fs			
1.5	46.7	30	233	4421	1.0	NMRV075	90B5/B14	90L4
	280	10	45	2433	3.2	NMRV075	90B5/B14	90S2
	186.7	15	66	2785	2.3			
	140	20	86	3065	1.9			
	112	25	105	3302	1.4			
	93.3	30	121	3509	1.4			
	70	40	156	3862	1.1			
	90	10	137	3929	2.7	NMRV090	100B5/B14	100L6
	60	15	198	4498	2.1			
	45	20	258	4951	1.5			
	36	25	310	5333	1.2			
	30	30	358	5667	1.3			
	70	20	170	4273	2.1	NMRV090	90B5/B14	90L4
	56	25	207	4603	1.6			
	46.7	30	239	4891	1.7			
	35	40	303	5383	1.2			
	28	50	363	5799	0.9			
	23.3	60	417	6163	0.8			
	56	50	197	4603	1.3	NMRV090	90B5/B14	90S2
	46.7	60	227	4891	1.1			
	45	20	264	6256	2.7	NMRV110	100B5	100L6
	36	25	322	6739	2.4			
	30	30	363	7161	2.3			
	22.5	40	471	7882	1.7			
	18	50	565	8491	1.3			
	15	60	649	9023	1.1			
	35	40	315	6803	2.2	NMRV110	90B5	90L4
	28	50	379	7328	1.7			
	23.3	60	442	7787	1.4			
	17.5	80	548	8571	0.9			
	46.7	60	236	6181	2.0	NMRV110	90B5	90S2
	35	80	299	6803	1.3			
	28	100	358	7328	1.0			
	22.5	40	471	10309	2.3	NMRV130	100B5	100L6
	18	50	565	11105	1.9			
	15	60	659	11801	1.4			
	11.3	80	802	12989	1.1			
	17.5	80	557	11210	1.5	NMRV130	90B5	90L4
	14	100	655	12076	1.1			
2. 2	373.3	7.5	51	1873	1.8	NMRV063	90B5/B14	90L2
	280	10	66	2061	1.5			
	186.7	15	97	2359	1.1			
	186.7	7.5	99	2785	1.9	NMRV075	100B5/B14	100L1-4
	140	10	131	3065	1.5			
	93.3	15	189	3509	1.1			
	373.3	7.5	50	2210	2.6	NMRV075	90B5/B14	90L2
	280	10	66	2433	2.2			
	186.7	15	97	2785	1.5			
	140	20	126	3065	1.3			

减速机选型表 / GEAR UNIT SELECTION TABLES

P_{1n} (kw)	n_2 (r/min)	i	M_{2n} (Nm)	F_{r2} (N)	fs			
2.2	112	25	154	3302	1.0	NMRV075	100B5/B14	90L2
	93.3	30	178	3509	1.0			
	186.7	7.5	100	3081	2.9	NMRV090	100B5/B14	100L1-4
	140	10	132	3391	2.3			
	93.3	15	191	3882	1.9			
	70	20	249	4273	1.4			
	56	25	304	4603	1.1			
	46.7	30	351	4891	1.2			
	120	7.5	154	3570	2.2	NMRV090	112B5/B14	112M6
	90	10	201	3929	1.8			
	60	15	291	4498	1.4			
	45	20	378	4951	1.0			
	140	20	129	3391	2.0	NMRV090	90B5/B14	90L2
	112	25	159	3653	1.6			
	93.3	30	185	3882	1.7			
	70	40	237	4273	1.2			
	56	50	289	4603	0.9			
	70	20	255	5399	2.5	NMRV110	100B5	100L1-4
	56	25	311	5816	2.2			
	46.7	30	356	6181	2.0			
	35	40	462	6803	1.5			
	28	50	555	7328	1.2			
	23.3	60	648	7787	1.0			
	90	10	203	4965	3.5	NMRV110	112B5	112M6
	60	15	294	5684	2.6			
	45	20	388	6256	1.9			
	36	25	473	6739	1.6			
	30	30	532	7161	1.6			
	112	25	161	4616	3.1	NMRV110	90B5	90L2
	93.3	30	187	4905	3.0			
	70	40	243	5399	2.2			
	56	50	296	5816	1.7			
	46.7	60	347	6181	1.4			
	35	40	468	8897	2.2	NMRV130	100B5	100L1-4
	28	50	563	9584	1.7			
	23.3	60	657	10185	1.4			
	17.5	80	816	11210	1.0			
	36	25	473	8814	2.2	NMRV130	112B5	112M6
	30	30	539	9366	2.2			
	22.5	40	691	10309	1.6			
	18	50	829	11105	1.3			
	15	60	966	11801	1.0			
	35	80	444	8897	1.3	NMRV130	90B5	90L2
	28	100	525	9584	1.0			
	28	50	570	13103	2.5	NMRV150	100B5	100L1-4
	23.3	60	657	13924	1.9			
	17.5	80	816	15325	1.4			
	14	100	960	16508	1.0			

减速机选型表 / GEAR UNIT SELECTION TABLES

P_{1n} (kw)	n_2 (r/min)	i	M_{2n} (Nm)	F_{r2} (Nm)	fs			
3.0	373.3	7.5	68	2210	1.9	NMRV075	100B5/B14	100L2
	280	10	90	2433	1.6			
	186.7	7.5	135	2785	1.4	NMRV075	100B5/B14	100L2-4
	140	10	178	3065	1.1			
	93.3	15	258	3509	0.8			
	373.3	7.5	70	2446	3.0	NMRV090	100B5/B14	100L2
	280	10	92	2692	2.6			
	186.7	7.5	137	3081	2.1	NMRV090	100B5/B14	100L2-4
	140	10	180	3391	1.7			
	93.3	15	261	3882	1.4			
	70	20	340	4273	1.0			
	56	25	414	4603	0.8			
	46.7	30	479	4891	0.9			
	93.3	15	264	4905	2.5	NMRV110	100B5	100L2-4
	70	20	348	5399	1.9			
	56	25	425	5816	1.6			
	46.7	30	485	6181	1.5			
	35	40	630	6803	1.1			
	28	50	757	7328	0.9			
	120	7.5	210	4511	3.1	NMRV110	132B5	132S6
	90	10	277	4965	2.6			
	60	15	401	5684	1.9			
	45	20	528	6256	1.4			
	56	25	430	7607	2.2	NMRV130	100B5	100L2-4
	46.7	30	491	8084	2.1			
	35	40	638	8897	1.6			
	28	50	767	9584	1.3			
	23.3	60	896	10185	1.0			
	17.5	80	1113	11210	0.8			
	90	10	277	6494	3.5	NMRV130	132B5	132S6
	60	15	406	7434	2.6			
	45	20	528	8182	2.0			
	36	25	645	8814	1.6			
	30	30	735	9366	1.6			
	22.5	40	942	10309	1.2			
	28	50	778	13103	1.8	NMRV150	100B5	100L2-4
	23.3	60	896	13924	1.4			
	17.5	80	1113	15325	1.0			
	14.0	100	1310	16508	0.8			
4.0	373.3	7.5	91	2210	1.4	NMRV075	112B5/B14	112M2
	280	10	120	2433	1.2			
	186.7	7.5	180	2785	1.0	NMRV075	112B5/B14	112M4
	140	10	237	3065	0.8			
	373.3	7.5	93	2446	2.3	NMRV090	112B5/B14	112M2
	280	10	123	2692	1.9			
	186.7	7.5	182	3081	1.6	NMRV090	112B5	112M4
	140	10	240	3391	1.3			
	93.3	15	348	3882	1.0			
	70	20	453	4273	0.8			

减速机选型表 / GEAR UNIT SELECTION TABLES

P_{1n} (kw)	n_2 (r/min)	i	M_{2n} (Nm)	F_{r2} (N)	fs			
4.0	140	10	240	4285	2.5	NMRV110	112B5	112M4
	93.3	15	352	4905	1.9			
	70	20	464	5399	1.4			
	56	25	566	5816	1.2			
	46.7	30	647	6181	1.1			
	120	7.5	280	4511	2.3	NMRV110	132B5	132M1-6
	90	10	369	4965	1.9			
	60	15	535	5684	1.4			
	56	25	573	7607	1.6	NMRV130	112B5	112M4
	46.7	30	655	8084	1.6			
	35	40	851	8897	1.2			
	28	50	1023	9584	1.0			
	23.3	60	1195	10185	0.8			
	120	7.5	283	5901	3.1	NMRV130	132B5	132M1-6
	90	10	369	6494	2.6			
	60	15	541	7434	2.0			
	45	20	705	8182	1.5			
	36	25	860	8814	1.2			
	28	50	1037	13103	1.4	NMRV150	112B5	112M4
	23.3	60	1195	13924	1.1			
	17.5	80	1484	15325	0.8			
5.5	186.7	7.5	250	3893	2.2	NMRV110	132B5	132S4
	140	10	330	4285	1.8			
	93.3	15	484	4905	1.4			
	70	20	638	5399	1.0			
	140	10	334	5605	2.5	NMRV130	132B5	132S4
	93.3	15	490	6416	1.9			
	70	20	638	7062	1.4			
	56	25	788	7607	1.2			
	46.7	30	900	8084	1.2			
	35	40	1171	8897	0.9			
	70	20	645	9654	2.0	NMRV150	132B5	132S4
	56	25	788	10400	1.5			
	46.7	30	934	11051	1.3			
	35.0	40	1171	12163	1.3			
	28.0	50	1426	13103	1.0			
	23.3	60	1643	13924	0.8			
7.5	186.7	7.5	341	3893	1.6	NMRV110	132B5	132M4
	140	10	450	4285	1.3			
	93.3	15	660	4905	1.0			
	186.7	7.5	345	5092	2.2	NMRV130	132B5	132M4
	140	10	455	5605	1.8			
	93.3	15	668	6416	1.4			
	70	20	870	7062	1.0			
	56	25	1074	7607	0.9			
	46.7	30	1228	8084	0.8			
	35	40	1596	8897	0.7			
	70	20	880	9654	1.5	NMRV150	132B5	132M4
	56	25	1074	10400	1.1			

P_{1n} (kw)	n_2 (r/min)	i	M_{2n} (Nm)	F_{r2} (N)	fs			
7.5	46.7	30	1274	11051	0.9	NMRV150	132B5	132M4
	35	40	1596	12163	1.0			
11	186.7	7.5	512	6962	2.3	NMRV150	160B5	160M4
	140	10	675	7663	1.8			
	93.3	15	990	8771	1.3			
	70.0	20	1291	9654	1.0			
	56.0	25	1576	10400	0.8			
15	186.7	7.5	698	6962	1.7	NMRV150	160B5	160L4
	140	10	921	7663	1.3			
	93.3	15	1351	8771	0.9			
	70.0	20	1760	9654	0.7			

RV

减速机安装方位 / GEAR BOX INSTALLATION POSITION

NMRV与电机安装方位 / NMRV AND MOTOR MOUNTING POSITION

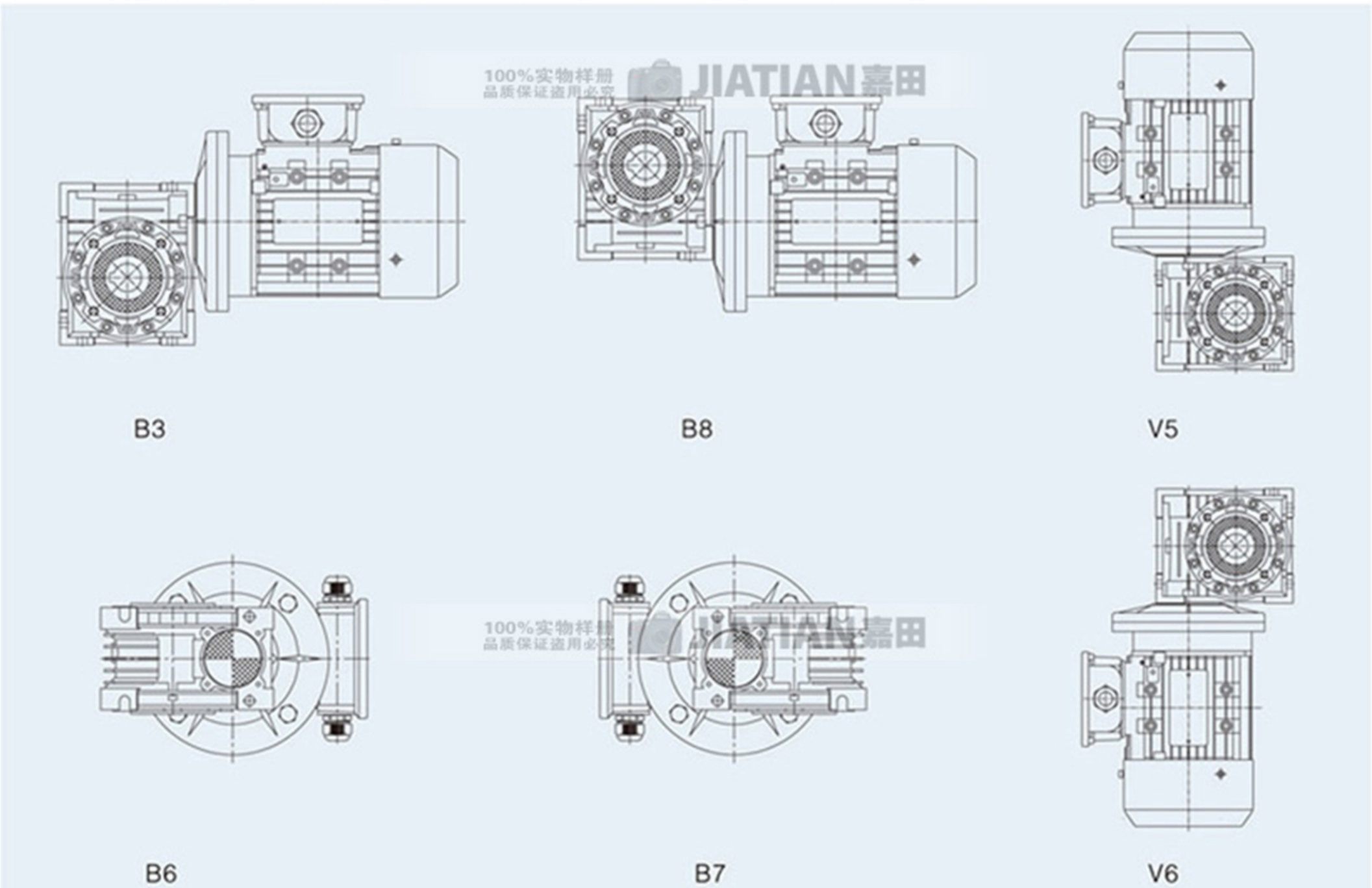

注: 如在订货时无特别说明, 将按B3安装方式供货。
Note: if there is no special instructions to B3 standards for installation.

配件安装方位 / ACCESSORIES INSTALLATION POSITION

输出轴位置 / THE OUTPUT SHAFT POSITION

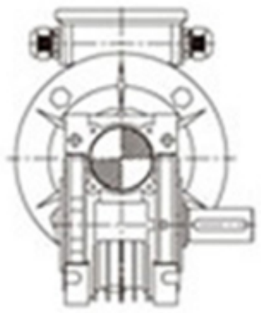
DZ1

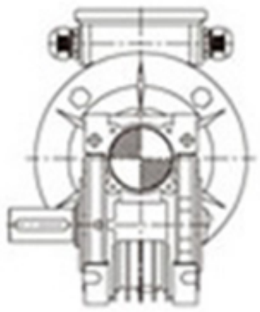
DZ2

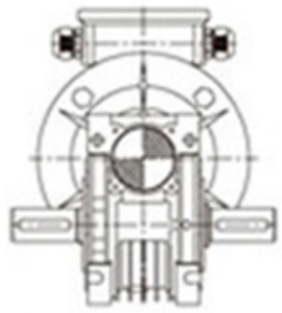
SZ

注：如没有特别说明，将按照如图DZ1和B3安装方面的组合样式供货。
Note:If there is no special instructions, will be as shown in figure DZ1 and B3 mounted with respect to the combination of styles available.

输出法兰位置 / OUTPUT FLANGE POSITION

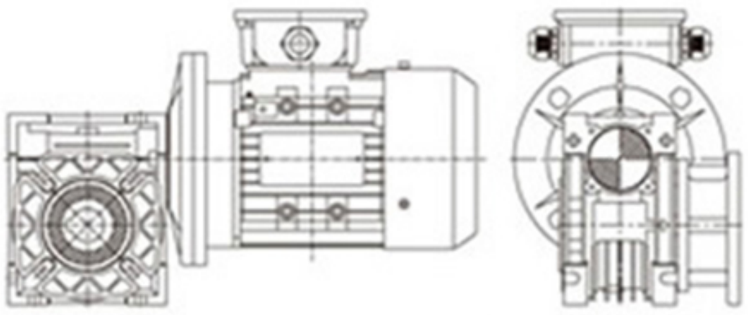
FA1、FB1、FC1、FD1、FE1

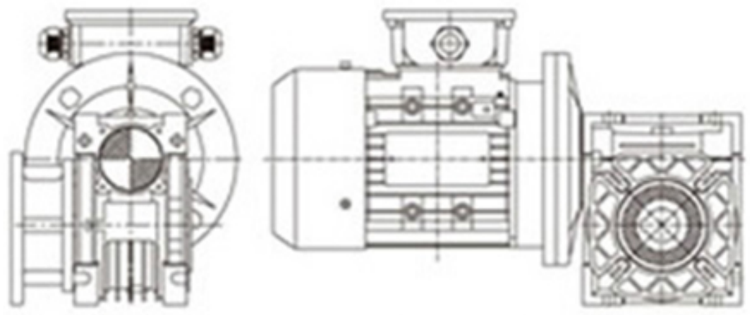
FA2、FB2、FC2、FD2、FE2

注：如没有特别说明，将按照如图F...1和B3安装方面的组合样式供货。
Note:If there is no special instructions, will be in accordance with the figure F... 1 and B3 mounted with respect to the combination of styles available.

电机接线盒位置 / MOTOR TERMINAL BOX POSITION

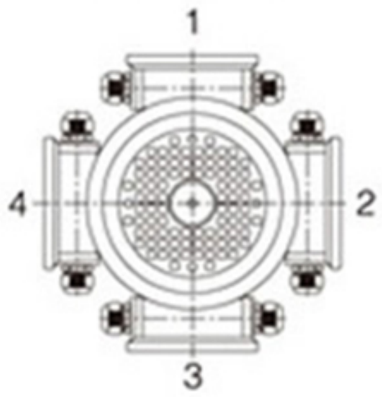

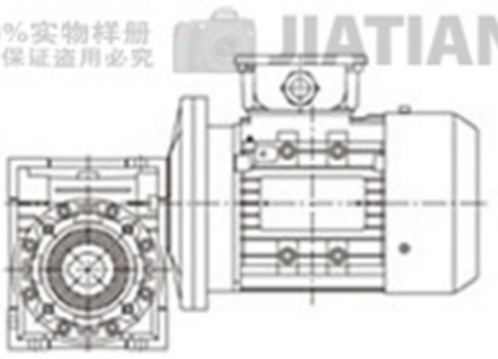

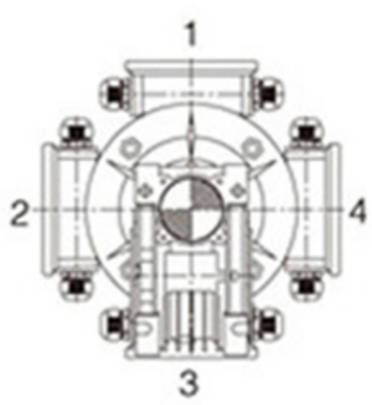

注:如对电机接线盒位置有特别要求，订购时须参考上图的要求指定接线盒方位.否则接线盒方位将按安装方位图表中的方位提供。
Note: if the motor terminal box position have special requirements, when ordering reference is made to the above requirements specified terminal box position, or junction box range according to installation position chart position is provided.

扭力臂(A)位置 / TORQUE ARM (A) POSITION


A1


A2

注：如没有特别说明，将按照如图A1和B3安装方面的组合样式供货。
Note:If there is no special instructions, will be as shown in figure A1 and B3 mounted with respect to the combination of styles available.

尾出轴(E) / TAIL SHAFT (E) POSITION

减速机输入尺寸 / NMRV REDUCER INPUT SIZE

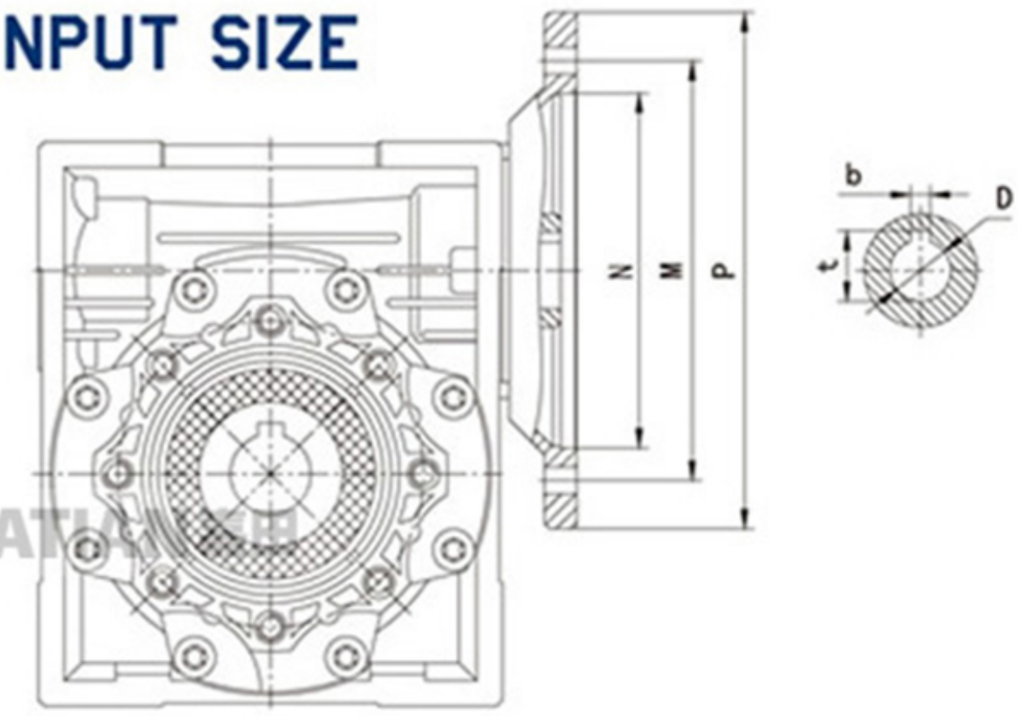

NMRV	IEC接口				键槽		传动比（i）											
	PAM-IEC	N	M	P	b	t	5	7.5	10	15	20	25	30	40	50	60	80	100
							孔径（D）											
025	56B14	50	65	80	3	10.4	9	9	9	9	9	/	9	9	9	9	/	/
030	56B14	50	65	80	3	10.4	9	9	9	9	9	9	9	9	9	9	9	/
	56B5	80	100	120														
	63B14	60	75	90	4	12.8	11	11	11	11	11	11	11	11	11	/	/	/
	63B5	95	115	140														
040	56B5	80	100	120	3	10.4	/	/	/	/	/	/	/	/	9	9	9	9
	63B14	60	75	90	4	12.8	11	11	11	11	11	11	11	11	11	11	11	11
	63B5	95	115	140														
	71B14	70	85	105	5	16.3	14	14	14	14	14	14	14	14	/	/	/	/
	71B5	110	130	160														
050	63B5	95	115	140	4	12.8	/	/	/	/	/	/	/	11	11	11	11	11
	71B14	70	85	105	5	16.3	14	14	14	14	14	14	14	14	14	14	14	/
	71B5	110	130	160														
	80B14	80	100	120	6	21.8	19	19	19	19	19	19	19	/	/	/	/	/
	80B5	130	165	200														
063	71B14	70	85	105	5	16.3	/	/	/	/	/	/	/	14	14	14	14	14
	71B5	110	130	160														
	80B14	80	100	120	6	21.8	/	19	19	19	19	19	19	19	19	19	19	19
	80B5	130	165	200														
	90B14	95	115	140	8	27.3	/	24	24	24	24	24	24	/	/	/	/	/
	90B5	130	165	200														
075	71B5	110	130	160	5	16.3	/	/	/	/	/	/	/	/	14	14	14	14
	80B14	80	100	120	6	21.8	/	/	/	/	19	19	19	19	19	19	19	19
	80B5	130	165	200														
	90B14	95	115	140	8	27.3	/	24	24	24	24	24	24	24	/	/	/	/
	90B5	130	165	200														
	100/112B14	110	130	160	8	31.3	/	28	28	28	/	/	/	/	/	/	/	/
	100/112B5	180	215	250														
090	80B14	80	100	120	6	21.8	/	/	/	/	/	/	19	19	19	19	19	19
	80B5	130	165	200														
	90B14	95	115	140	8	27.3	/	/	/	/	/	24	24	24	24	24	/	/
	90B5	130	165	200														
	100/112B14	110	130	160	8	31.3	/	28	28	28	28	28	28	/	/	/	/	/
	100/112B5	180	215	250														
110	80B5	130	165	200	8	21.8	/	/	/	/	/	/	/	/	/	/	19	19
	90B5	130	165	200	8	27.3	/	/	/	/	/	/	24	24	24	24	24	24
	100/112B5	180	215	250	8	31.3	/	28	28	28	28	28	28	28	28	28	/	/
	132B5	230	265	300	10	41.3	/	38	38	38	38	/	/	/	/	/	/	/
130	90B5	130	165	200	8	27.3	/	/	/	/	/	/	/	/	/	/	24	24
	100/112B5	180	215	250	8	31.3	/	/	/	/	/	28	28	28	28	28	28	28
	132B5	230	265	300	10	41.3	/	38	38	38	38	38	38	38	/	/	/	/
150	100/112B5	180	215	250	8	31.3	/	/	/	/	/	/	/	/	28	28	28	28
	132B5	230	265	300	10	41.3	/	/	/	/	38	38	38	38	38	38	/	/
	160B5	250	300	350	12	45.3	/	42	42	42	42	42	/	/	/	/	/	/

NMRV025 小机型 / NMRV025 SMALL MODEL

RV

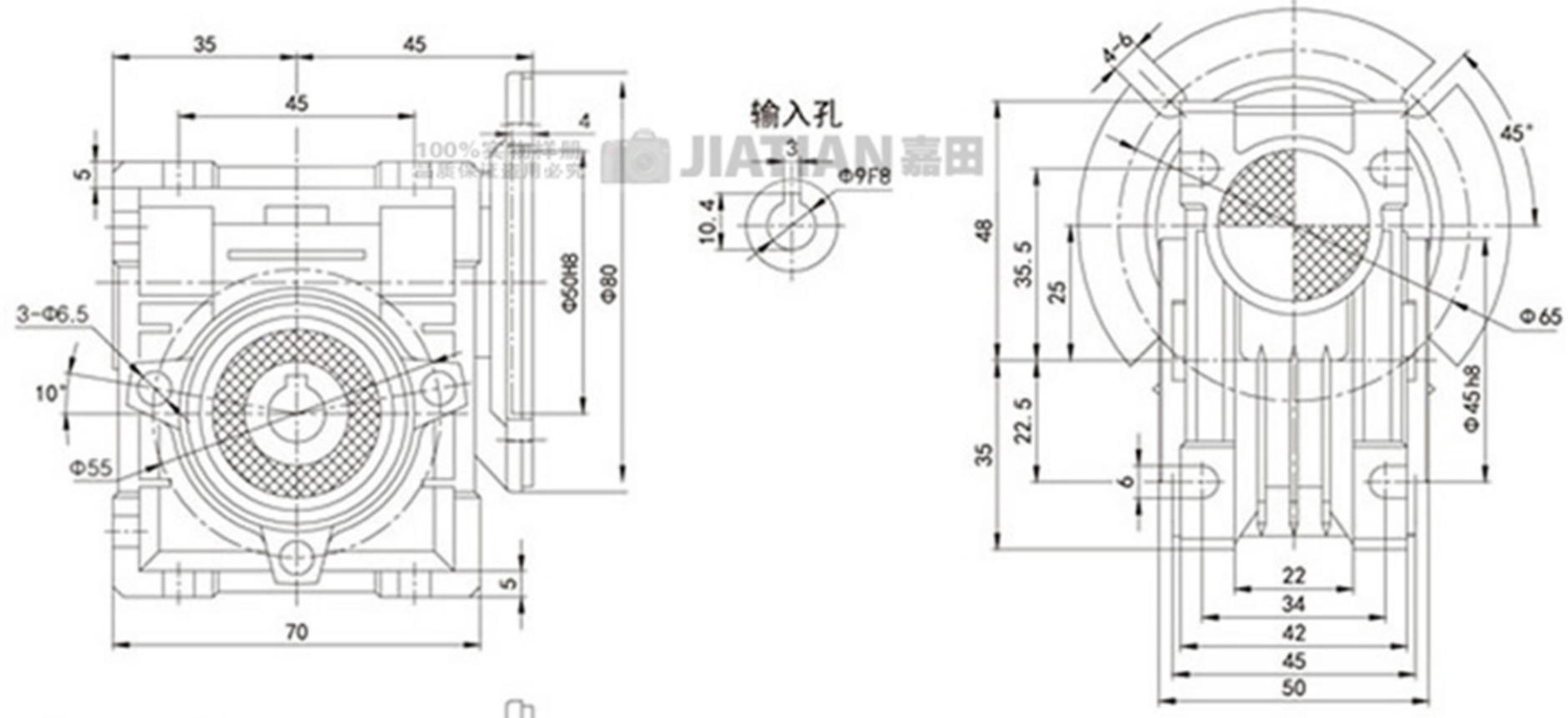

RV-E

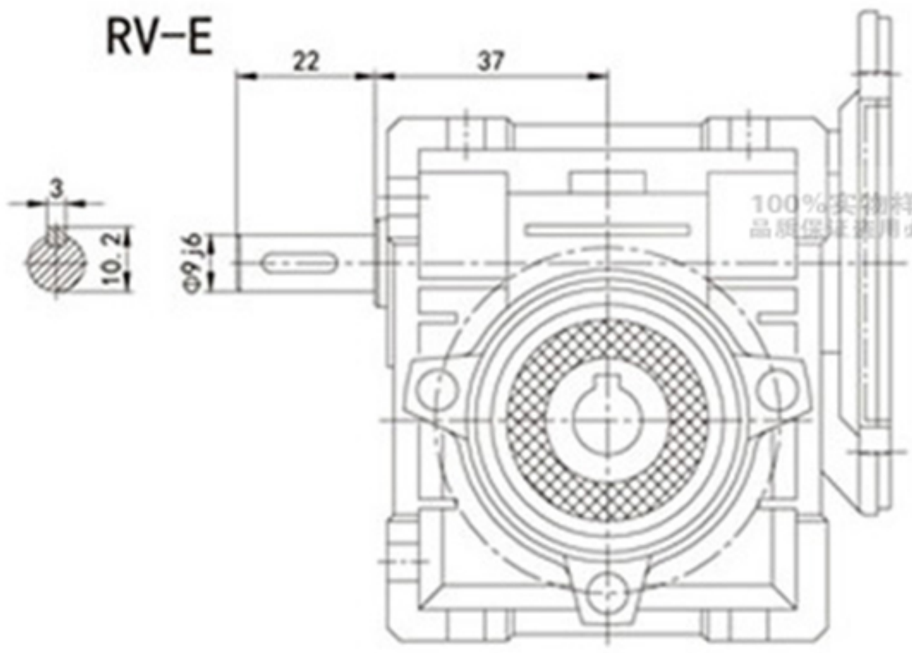

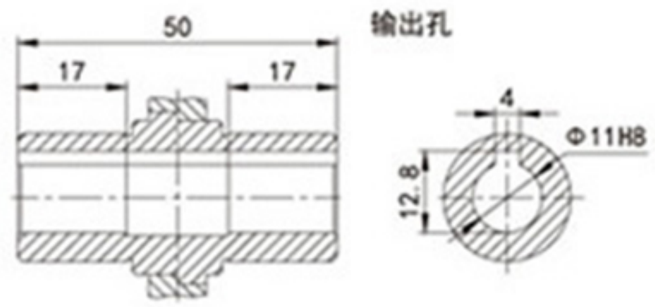

输出法兰（FA）

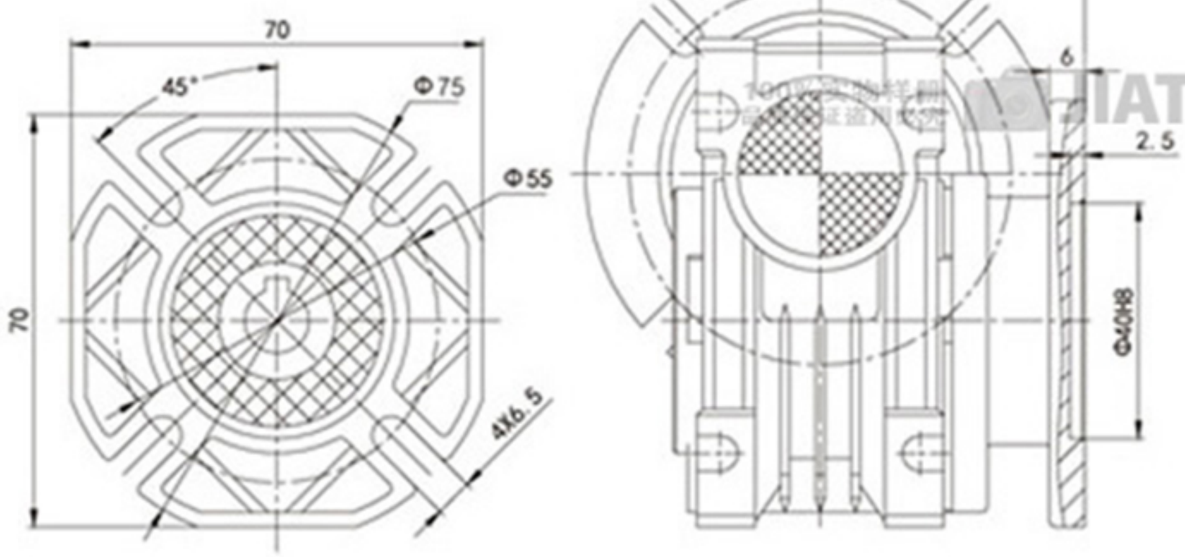

单向输出轴(DZ)

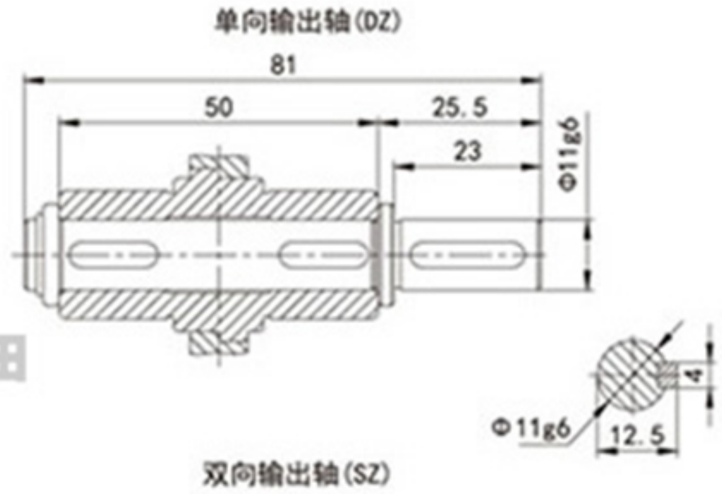

双向输出轴(SZ)

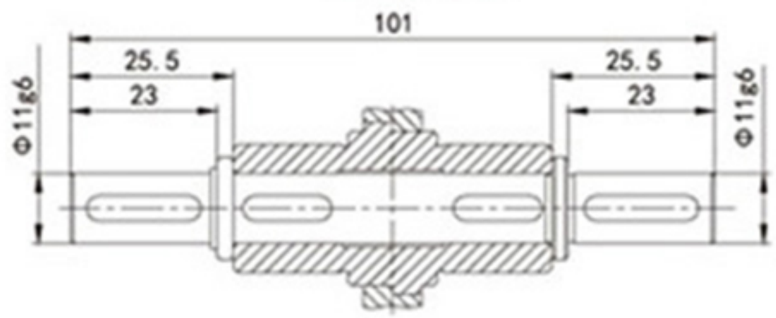

RV尺寸/ RV SIZE

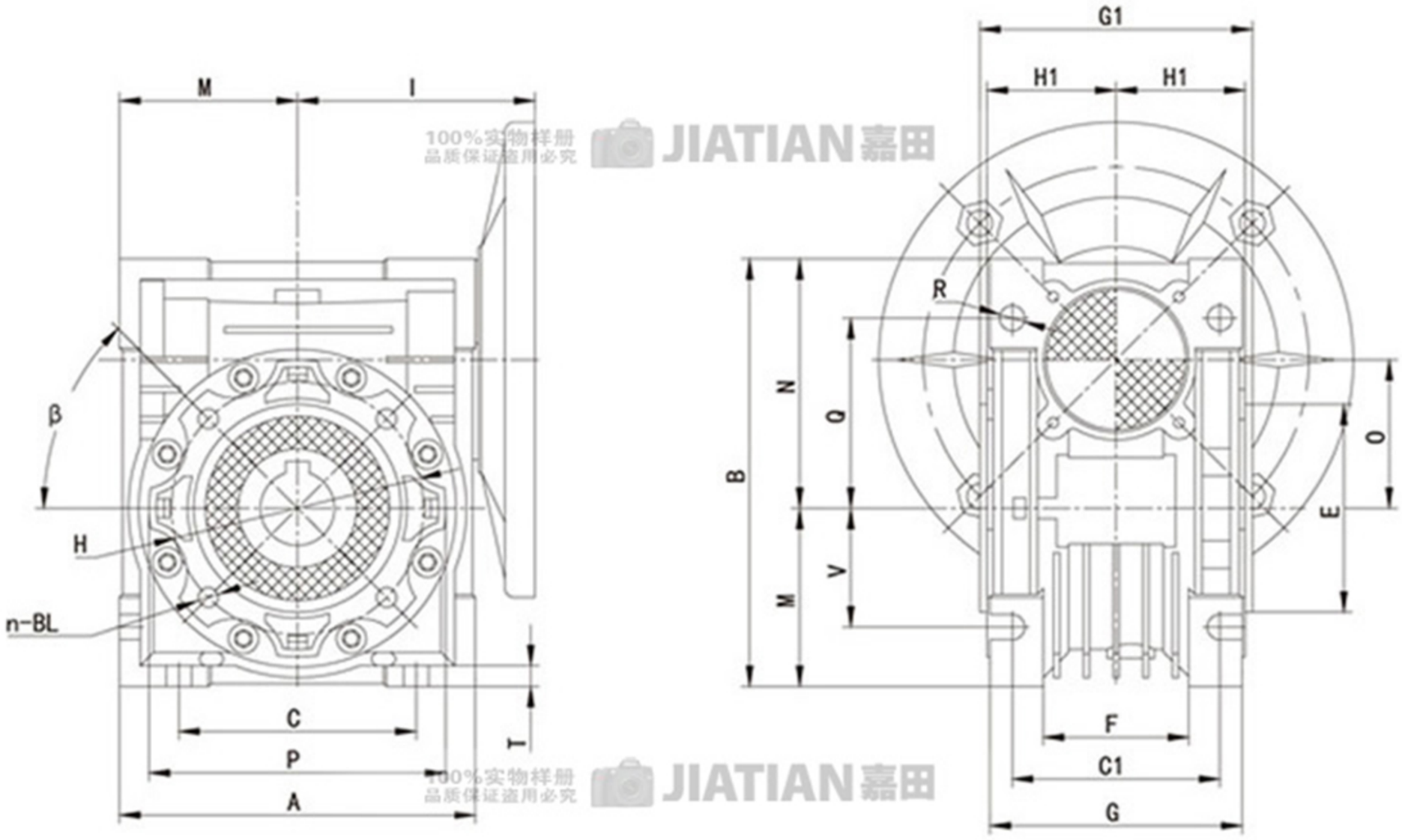

输出孔

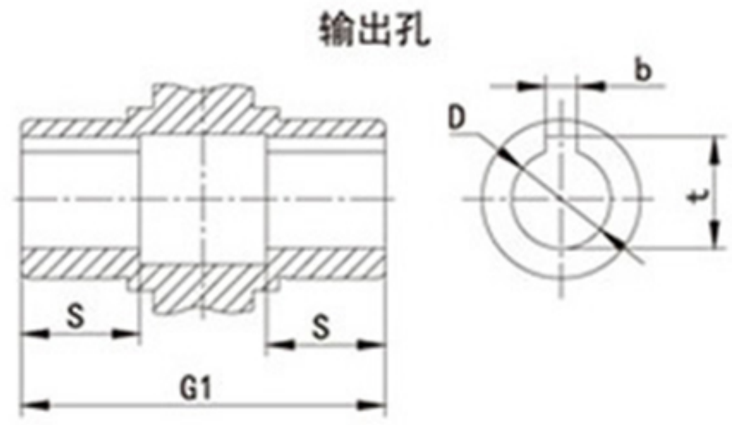

RV	A	B	C	C1	D(H8)	E(h8)	F	G	G1	H	H1	I	M	N	O	P	Q	R	S	T	BL	β	b	t	V
030	80	97	54	44	14	55	32	56	63	65	29	55	40	57	30	75	44	6.5	21	5.5	M6X10(n=4)	0°	5	16.3	27
040	100	121.5	70	60	18(19)	60	43	71	78	75	36.5	70	50	71.5	40	87	55	6.5	26	6.5	M6X10(n=4)	45°	6	20.8(21.8)	35
050	120	144	80	70	25(24)	70	49	85	92	85	43.5	80	60	84	50	100	64	8.5	30	7	M8X12(n=4)	45°	8	28.3(27.3)	40
063	144	174	100	85	25(28)	80	67	103	112	95	53	95	72	102	63	110	80	8.5	36	8	M8X12(n=8)	45°	8	28.3(31.3)	50
075	172	205	120	90	28(35)	95	72	112	120	115	57	112.5	86	119	75	140	93	11	40	10	M8X14(n=8)	45°	8(10)	31.3(38.3)	60
090	206	238	140	100	35(38)	110	74	130	140	130	67	129.5	103	135	90	160	102	13	45	11	M10X16(n=8)	45°	10	38.3(41.3)	70
110	255	295	170	115	42	130	–	144	155	165	74	160	127.5	167.5	110	200	125	14	50	14	M10X18(n=8)	45°	12	45.3	85
130	293	335	200	120	45	180	–	155	170	215	81	179	146.5	187.5	130	250	140	16	60	15	M12X20(n=8)	45°	14	48.8	100
150	340	400	240	145	50	180	–	185	200	215	96	210	170	230	150	250	180	18	72.5	18	M12X22(n=8)	45°	14	53.8	120

NRV尺寸 / NRV SIZE

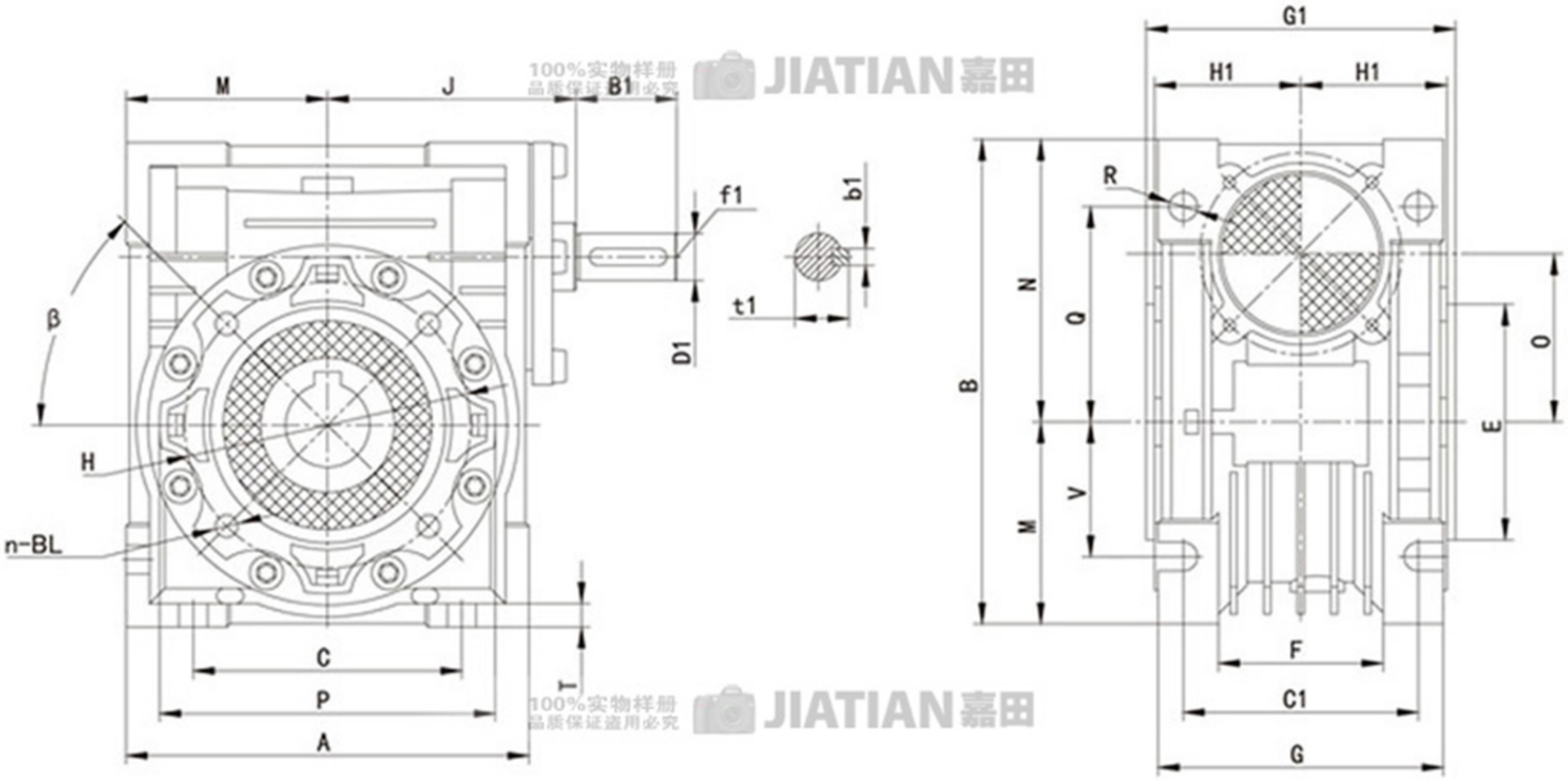

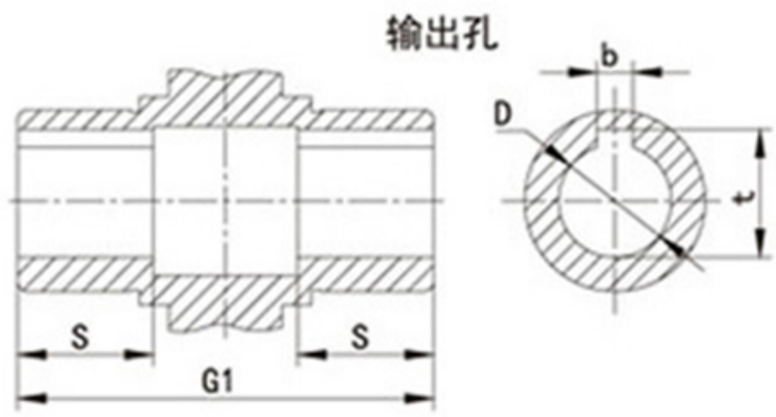

NRV	A	B	B1	C	C1	D(H8)	D1(H8)	E(h8)	F	G	G1	H	H1	J	M	N	O	P	Q	R	S	T	BL	β	b	b1	t	t1	f1	V
030	80	97	20	54	44	14	9	55	32	56	63	65	29	51	40	57	30	75	44	6.5	21	5.5	M6X10(n=4)	0°	5	3	16.3	10.2	–	27
040	100	121.5	23	70	60	18(19)	11	60	43	71	78	75	36.5	60	50	71.5	40	87	55	6.5	26	6.5	M6X10(n=4)	45°	6	4	20.8(21.8)	12.5	–	35
050	120	144	30	80	70	25(24)	14	70	49	85	92	85	43.5	74	60	84	50	100	64	8.5	30	7	M8X12(n=4)	45°	8	5	28.3(27.3)	16	M6	40
063	144	174	40	100	85	25(28)	19	80	67	103	112	95	53	90	72	102	63	110	80	8.5	36	8	M8X12(n=8)	45°	8	6	28.3(31.3)	21.5	M6	50
075	172	205	50	120	90	28(35)	24	95	72	112	120	115	57	105	86	119	75	140	93	11	40	10	M8X14(n=8)	45°	8(10)	8	31.3(38.3)	27	M8	60
090	206	238	50	140	100	35(38)	24	110	74	130	140	130	67	125	103	135	90	160	102	13	45	11	M10X16(n=8)	45°	10	8	38.3(41.3)	27	M8	70
110	255	295	60	170	115	42	28	130	–	144	155	165	74	142	127.5	167.5	110	200	125	14	50	14	M10X18(n=8)	45°	12	8	45.3	31	M10	85
130	293	335	80	200	120	45	30	180	–	155	170	215	81	162	146.5	187.5	130	250	140	16	60	15	M12X20(n=8)	45°	14	8	48.8	33	M10	100
150	340	400	80	240	145	50	35	180	–	185	200	215	96	195	170	230	150	250	180	18	72.5	18	M12X22(n=8)	45°	14	10	53.8	38	M12	120

NMRV配件系列 / NMRV ACCESSORIES SERIES

输出法兰 (F) 尺寸 / OUTPUT FLANGE DIMENSIONS (F)

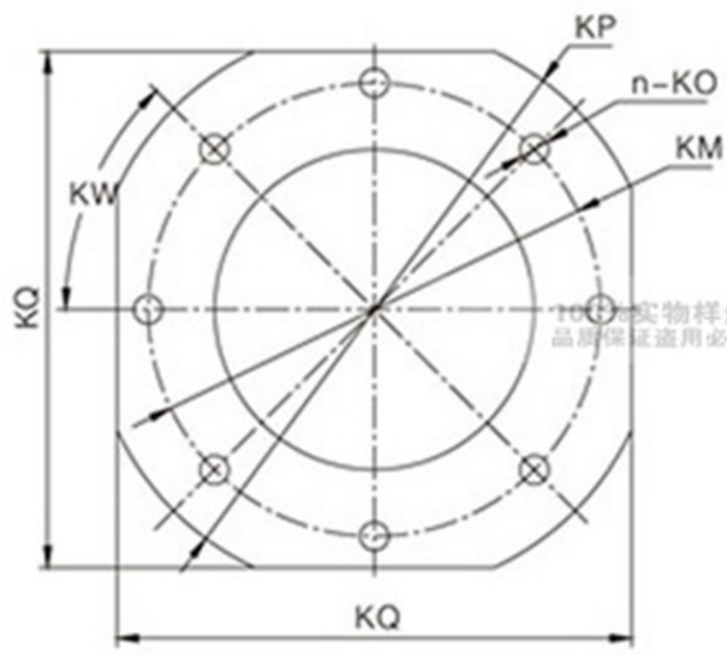

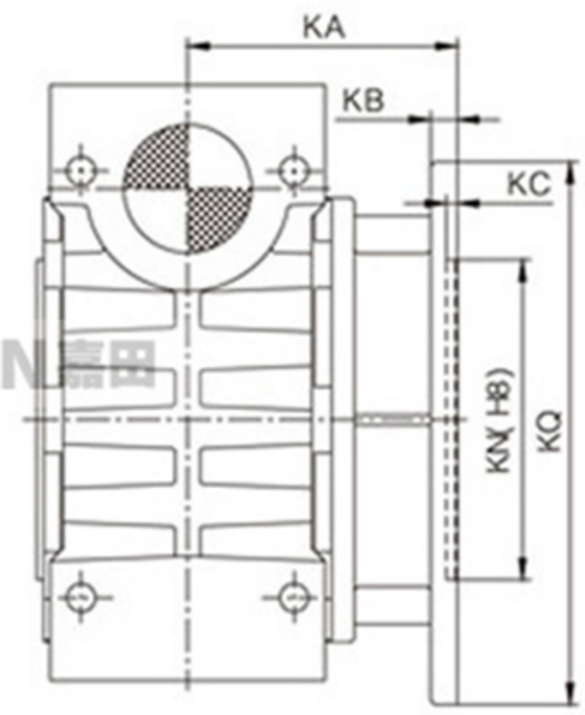

NMRV		030	040	050	063	075	090	110	130	150
FA	KA	54.5	67	90	82	111	111	139	152	155
	KB	6	7	9	10	13	13	15	15	15
	KC	4	4	5	6	6	6	6	6	6
	KN	50	60	70	115	130	152	170	180	180
	KM	68	75	85	150	165	175	230	255	255
	KO	6.5(n=4)	9(n=4)	11(n=4)	11(n=4)	14(n=4)	14(n=4)	14(n=8)	16(n=8)	16(n=8)
	KP	80	110	125	180	200	210	280	320	320
	KQ	70	95	110	142	170	200	260	290	290
	KW	45°	45°	45°	45°	45°	45°	45°	45°	22.5°
FB	KA	–	97	120	112	–	122	–	–	–
	KB	–	7	9	10	–	18	–	–	–
	KC	–	4	5	6	–	6	–	–	–
	KN	–	60	70	115	–	180	–	–	–
	KM	–	75	85	150	–	215	–	–	–
	KO	–	9(n=4)	11(n=4)	11(n=4)	–	14(n=4)	–	–	–
	KP	–	110	125	180	–	250	–	–	–
	KQ	–	95	110	142	–	–	–	–	–
	KW	–	45°	45°	45°	–	45°	–	–	–
FC	KA	–	80	89	98	–	110	–	–	–
	KB	–	9	10	10	–	17	–	–	–
	KC	–	5	5	5	–	6	–	–	–
	KN	–	95	110	130	–	130	–	–	–
	KM	–	115	130	165	–	165	–	–	–
	KO	–	9.5(n=4)	9.5(n=4)	11(n=4)	–	11(n=4)	–	–	–
	KP	–	140	160	200	–	200	–	–	–
	KW	–	45°	45°	45°	–	45°	–	–	–
FD	KA	–	58	72	107	–	151	–	–	–
	KB	–	12	14.5	10	–	13	–	–	–
	KC	–	5	5	5	–	6	–	–	–
	KN	–	80	95	130	–	152	–	–	–
	KM	–	100	115	165	–	175	–	–	–
	KO	–	9(n=4)	11(n=4)	11(n=4)	–	14(n=4)	–	–	–
	KP	–	120	140	200	–	210	–	–	–
	KW	–	45°	45°	45°	–	45°	–	–	–
FE	KA	–	–	–	80.5	–	–	–	–	–
	KB	–	–	–	16.5	–	–	–	–	–
	KC	–	–	–	5	–	–	–	–	–
	KN	–	–	–	110	–	–	–	–	–
	KM	–	–	–	130	–	–	–	–	–
	KO	–	–	–	11(n=4)	–	–	–	–	–
	KP	–	–	–	160	–	–	–	–	–
	KW	–	–	–	45°	–	–	–	–	–

蜗杆尾出轴（E）尺寸

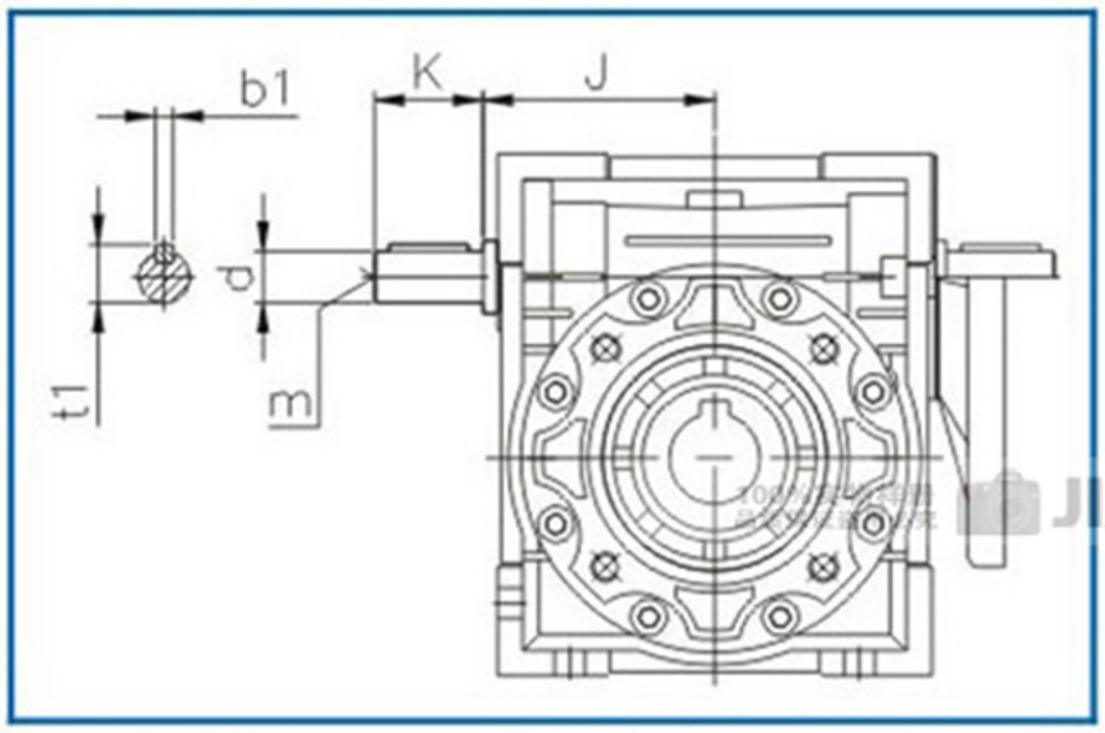

	J	d(j6)	K	m	b1	t1
030	45	9	20	–	3	10.2
040	53	11	23	–	4	12.5
050	64	14	30	M6	5	16
063	75	19	40	M6	6	21.5
075	90	24	50	M8	8	27
090	108	24	50	M8	8	27
110	135	28	60	M10	8	31
130	155	30	80	M10	8	33
150	175	35	80	M12	10	38

RV

输出轴尺寸 / OUTPUT SHAFT SIZE

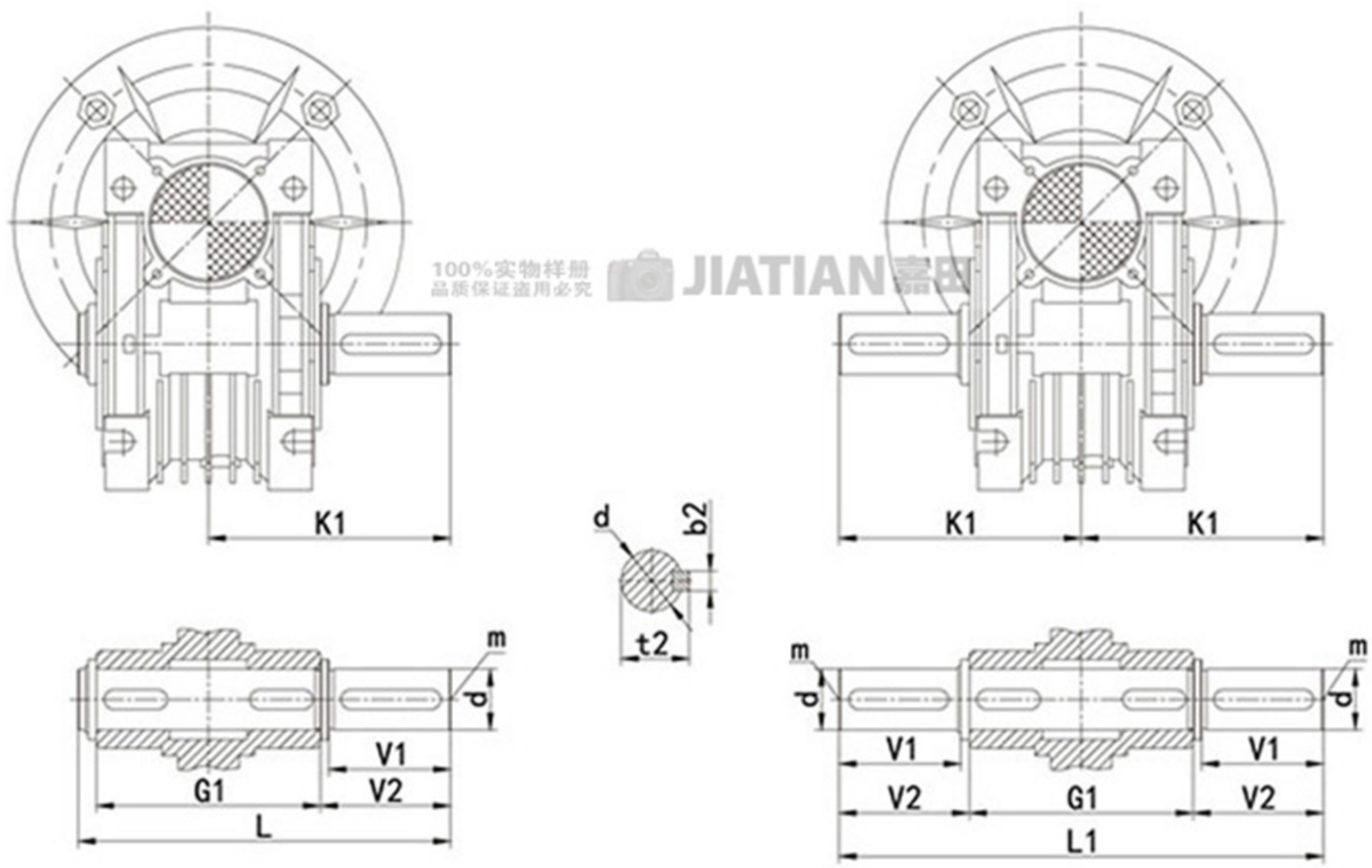

NMRV	G1	K1	L	L1	b2	t2	d(h6)	m	V1	V2
030	63	64	102	128	5	16	14	M6	30	32.5
040	78	82	128	164	6	20.5	18	M6	40	43
050	92	99.5	153	199	8	28	25	M10	50	53.5
063	112	109.5	173	219	8	28	25	M10	50	53.5
075	120	123.5	192	247	8	31	28	M10	60	63.5
090	140	154.5	234	309	10	38	35	M12	80	84.5
110	155	162	249	324	12	45	42	M16	80	84.5
130	170	170	265	340	14	48.5	45	M16	80	85
150	200	187	297	374	14	53.5	50	M16	82	87

防尘盖尺寸 / DUST COVER SIZE

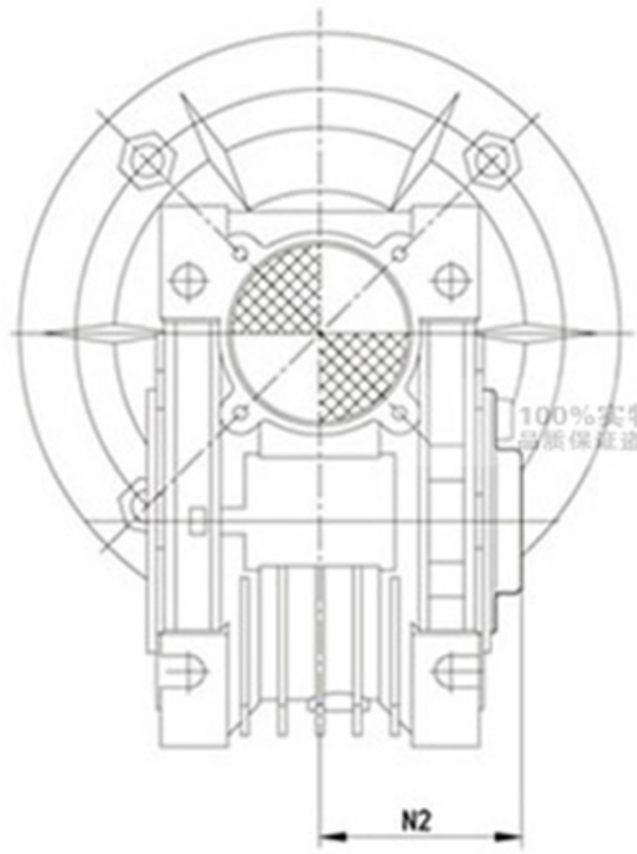

NMRV	N2
030	42
040	50
050	58
063	69
075	74
090	85
110	94
130	102
150	117

扭力臂 (A) 尺寸 / TORQUE ARM (A) SIZE

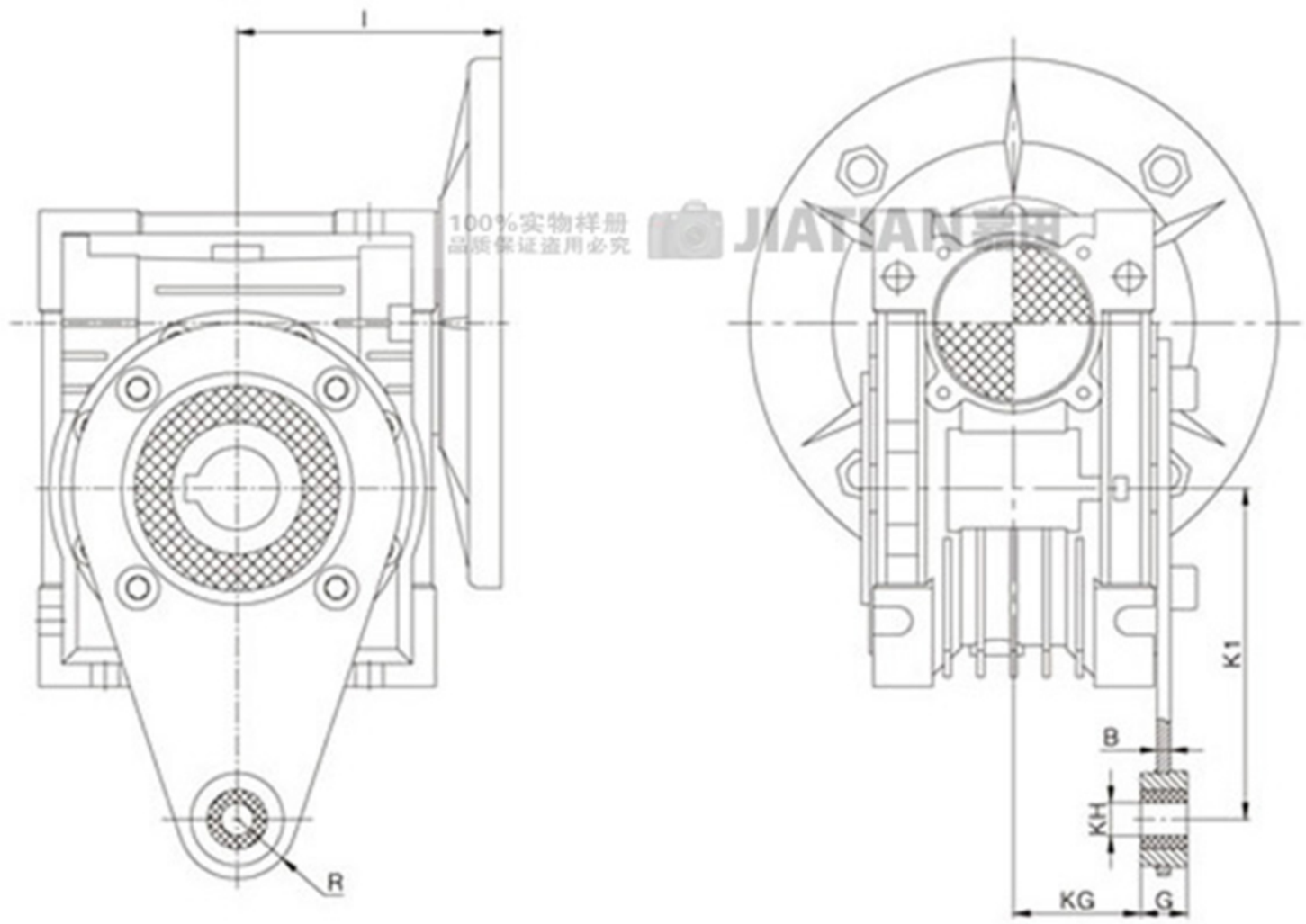

NMRV	B	I	K1	G	KG	KH	R
025	4	45	70	14	17.5	8	15
030	4	55	85	14	24	8	15
040	4	70	100	14	31.5	10	18
050	4	80	100	14	38.5	10	18
063	6	95	150	14	49	10	18
075	6	112.5	200	25	47.5	20	30
090	6	129.5	200	25	57.5	20	30
110	6	160	250	30	62	25	35
130	6	179	250	30	69	25	35
150	8	210	250	30	84	25	35

型号说明 / MODEL ILLUMINATE

DRV双蜗轮蜗杆减速机 / COMBINATION WORM GEAR UNITS

DRV	050/110	900	E	FA1	DZ1	71B5	B3
①	②	③	④	⑤	⑥	⑦	⑧

NO	说明	Comments
1	型号代码: DRV双联体蜗轮蜗杆减速机	Model code: DRV duplex worm reducer
2	蜗轮蜗杆减速机中心距(规格)	Central distance of worm gear units (spec)
3	减速机速比	Speed ratio of reducer
4	1. 无代号表示不带蜗杆同向尾出轴 2. 带蜗杆同向尾出轴	1. No mark means single extension worm shaft 2. E: Double extension worm shaft
5	1. 无代号表示不带输出法兰 2. FA, FB, FC, FD, FE (1/2) : 输出法兰代号和位置	1. No mark means hole output flange 2. FA, FB, FC, FD, FE(1/2): output Flange and position
6	1.无代号表示孔输出 2. DZ(1/2): 单向输出轴和位置 3. SZ: 双向输出输轴	1. No mark means hole output 2. DZ(1/2):Single output shaft and position 3. SZ:Double output shaft
7	输入法兰规格型式	Normalized form of input flange
8	安装方位代号	Installation position code

NMRV+NMRV/NRV+NMRV组合方式 / POSSIBLE COMBINATIONS

	i	n_2	IEC motor	i_1	i_2
DRV 025/030	100	14	56	10	10
	150	9.3		10	15
	200	7		10	20
	250	5.6		10	25
	300	4.7		10	30
	400	3.5		20	20
	500	2.8		20	25
	600	2.3		20	30
	750	1.9		30	25
	900	1.6		30	30
	1200	1.2		40	30
	1500	0.93		50	30
	1800	0.78		60	30
	2400	0.58		60	40
	3000	0.47		60	50
DRV 025/040	300	.4.7	56	10	30
	400	3.5		10	40
	500	2.8		20	25
	600	2.3		20	30
	750	1.9		30	25
	900	1.6		30	30
	1200	1.2		40	30
	1500	0.93		50	30
	1800	0.78		60	30
	2400	0.58		60	40
	3000	0.47		60	50
	4000	0.35		50	80
	5000	0.28		50	100
DRV 030/040	300	4.7	56	10	30
	400	3.5		10	40
	500	2.8		20	25
	600	2.3		20	30
	750	1.9		25	30
	900	1.6		30	30
	1200	1.2		30	40
	1500	0.93		50	30
	1800	0.78		60	30
	2400	0.58		60	40
	3200	0.44		80	40
	4000	0.35		50	80
	5000	0.28		50	100
DRV 030/050	300	4.7	56 63	10	30
	400	3.5		10	40
	500	2.8		10	50
	600	2.3		20	30
	750	1.9		25	30
	900	1.6		30	30
	1200	1.2		30	40
	1500	0.93		50	30
	1800	0.78		60	30
	2400	0.58		60	40
	3000	0.47		60	50
	4000	0.35		50	80
	4800	0.29		60	80
DRV 030/063	300	4.7	56 63	7.5	40
	400	3.5		10	40
	500	2.8		10	50
	600	2.3		15	40
	750	1.9		15	50
	900	1.6		15	60
	1200	1.2		30	40
	1500	0.93		30	50
	1800	0.78		30	60
	2400	0.58		60	40
	3000	0.47		60	50
	4000	0.35		50	80
	5000	0.28		50	100

	i	n_2	IEC motor	i_1	i_2
DRV 040/075	300	4.7	56 63 71	10	30
	400	3.5		10	40
	500	2.8		10	50
	600	2.3		20	30
	750	1.9		25	30
	900	1.6		30	30
	1200	1.2		30	40
	1500	0.93		50	30
	1800	0.78		60	30
	2400	0.58		60	40
	3000	0.47		60	50
	4000	0.35		50	80
	5000	0.28		50	100
DRV 040/090	300	4.7	56 63 71	7.5	40
	400	3.5		10	40
	500	2.8		10	50
	600	2.3		15	40
	750	1.9		15	50
	900	1.6		15	60
	1200	1.2		30	40
	1500	0.93		30	50
	1800	0.78		30	60
	2400	0.58		60	40
	3000	0.47		60	50
	4000	0.35		50	80
	5000	0.28		50	100
DRV 050/110	300	4.7	63 71 80	10	30
	400	3.5		10	40
	500	2.8		10	50
	600	2.3		15	40
	750	1.9		25	30
	900	1.6		30	30
	1200	1.2		30	40
	1500	0.93		50	30
	1800	0.78		60	30
	2400	0.58		60	40
	3000	0.47		60	50
	4000	0.35		50	80
	5000	0.28		50	100
DRV 063/130	300	4.7	71 80 90	10	30
	400	3.5		10	40
	500	2.8		10	50
	600	2.3		15	40
	750	1.9		25	30
	900	1.6		30	30
	1200	1.2		30	40
	1500	0.93		50	30
	1800	0.78		60	30
	2400	0.58		60	40
	3000	0.47		60	50
	4000	.0.35		50	80
	5000	0.28		50	100
DRV 063/150	150	.9.3	71 80 90	10	15
	200	7.1		10	20
	250	5.6		10	25
	300	4.7		10	30
	400	3.5		10	40
	500	2.8		10	50
	600	2.3		15	40
	750	1.9		25	30
	900	1.6		30	30
	1200	1.2		30	40
	1800	0.78		60	30
	2400	0.58		60	40
	3000	0.47		60	50
	4000	0.35		50	80
	5000	0.28		50	100

注：用户有特殊要求时，可根据实际需要选择025、030、040、050、063、075、090、110、130、150作为组合单元另行组合。
Note: users have special requirement, can according to the actual need to select 025, 030, 040, 050, 063, 075, 090, 110, 130, 150 as a combined unit further combination.

减速机选型表 / GEAR UNIT SELECTION TABLES

DRV性能参数 PERFORMANCE PARAMETERS

P_{1n} (kw)	n_2 (r/min)	i	M_{2n} (Nm)	F_{r2} (N)	fs		
0.09	28.0	100	18	1286	1.6	DRV025/030	5612
	18.7	150	25	1472	1.1		
	14.0	200	31	1620	0.9		
	14.0	100	37	1620	0.8	DRV025/030	5624
	9.3	150	50	1830	0.6		
	7.0	200	61	1830	0.5		
	5.6	250	68	1830	0.5		
	4.7	300	77	1830	0.4		
	3.5	400	106	1830	0.3		
	2.8	500	117	1830	0.3		
	2.3	600	135	1830	0.2		
	1.9	750	149	1830	0.2		
	1.6	900	167	1830	0.2		
	1.2	1200	201	1830	0.1		
	0.9	1500	231	1830	0.1		
	0.8	1800	264	1830	0.1		
	0.6	2400	311	1830	0.1		
	0.5	3000	347	1830	0.1		
	9.3	300	43	3490	1.6	DRV025/040	5612
	7.0	400	52	3490	1.2		
	5.6	500	71	3490	0.8		
	4.7	300	82	3490	0.8	DRV030/040	5624
	3.5	400	103	4840	1.2	DRV030/050	5624
	2.8	500	120	4840	1.0		
	2.3	600	146	4840	0.9		
	1.9	750	158	4840	0.8		
	1.6	900	177	4840	0.7		
	1.6	900	188	6270	1.0	DRV030/063	5624
	1.2	1200	222	6270	0.9		
	0.9	1500	259	6270	0.7		
	0.9	1500	305	7380	1.1	DRV040/075	5624
	0.8	1800	331	7380	1.0		
	0.6	2400	400	7380	0.7		
	0.5	3000	494	8180	0.9	DRV040/090	5624
	0.4	4000	589	8180	0.8		
0.12	4.7	300	112	4840	1.2	DRV030/050	6314
	3.5	400	138	4840	0.9		
	2.8	500	160	4840	0.7		
	2.8	500	168	6270	1.3	DRV030/063	6314
	2.3	600	199	6270	1.1		
	1.9	750	217	6270	0.9		
	1.6	900	279	7380	1.2	DRV040/075	6314
	1.2	1200	344	7380	0.9		
	0.8	1800	470	8180	0.9	DRV040/090	6314
	0.6	2400	593	8180	0.9		
	0.5	3000	731	10320	1.2	DRV050/110	6314
	0.4	4000	884	10320	1.0		
	0.3	5000	1023	10320	0.8		

减速机选型表 / GEAR UNIT SELECTION TABLES

DRV性能参数 PERFORMANCE PARAMETERS

P_{1n} (kw)	n_2 (r/min)	i	M_{2n} (Nm)	F_{r2} (N)	fs		
0.18	3.5	400	216	6270	1.0	DRV030/063	6324
	2.8	500	252	6270	0.8		
	2.3	600	336	7380	1.1	DRV040/075	6324
	1.9	750	371	7380	0.9		
	1.6	900	419	7380	0.8		
	1.2	1200	544	8180	1.0	DRV040/090	6324
	0.9	1500	647	8180	0.8		
	0.8	1800	727	10320	1.5	DRV050/110	6324
	0.6	2400	948	10320	1.1		
0.25	7.0	400	150	6270	1.4	DRV030/063	6322
	5.6	500	175	6270	1.2		
	3.5	400	321	7380	1.1	DRV040/075	7114
	2.8	500	375	7380	0.8		
	2.3	600	488	8180	1.2	DRV040/090	7114
	1.9	750	553	8180	0.9		
	1.6	900	612	8180	0.8		
	1.2	1200	776	10320	1.3	DRV050/110	7114
	0.9	1500	924	10320	1.2		
	0.8	1800	1010	10320	1.1		
	0.6	2400	1358	13500	1.0	DRV063/130	7114
	0.5	3000	1626	13500	0.8		
	0.4	4000	1910	13500	0.6		
	0.3	5000	2132	13500	0.5		
	0.8	1800	1199	18000	1.8	DRV063/150	7114
	0.6	2400	1446	18000	1.8		
	0.5	3000	1713	18000	1.4		
	0.4	4000	2026	18000	0.9		
	0.3	5000	2251	18000	0.7		
0.37	9.3	300	182	6270	1.3	DRV030/063	7112
	7.0	400	222	6270	1.0		
	4.7	300	383	7380	1.0	DRV040/075	7124
	3.5	400	474	7380	0.7		
	4.7	300	406	8180	1.5	DRV040/090	7124
	3.5	400	505	8180	1.2		
	2.8	500	593	8180	0.9		
	2.3	600	722	8180	0.8		
	1.9	750	837	10320	1.3	DRV050/110	7124
	1.6	900	928	10320	1.2		
	1.2	1200	1148	10320	0.8		
	0.9	1500	1444	13500	1.1	DRV063/130	7124
	0.8	1800	1586	13500	0.9		
	0.8	1800	1775	18000	1.2	DRV063/150	7124
	0.6	2400	2141	18000	1.2		
	0.5	3000	2535	18000	0.9		
0.55	9.3	300	305	8180	2.0	DRV040/090	7122
	7.0	400	375	8180	1.5		
	5.6	500	441	8180	1.2		
	4.7	300	615	10320	2.0	DRV050/110	8014
	3.5	400	810	10320	1.4		
	2.8	500	938	10320	1.1		
	2.3	600	1096	10320	1.0		
	1.9	750	1244	10320	0.9		

减速机选型表 / GEAR UNIT SELECTION TABLES

DRV性能参数 PERFORMANCE PARAMETERS

P_{1n} (kw)	n_2 (r/min)	i	M_{2n} (Nm)	F_{r2} (N)	fs		
0.55	2.8	500	957	13500	1.6	DRV063/130	8014
	1.9	750	1382	13500	1.2		
	1.2	1200	2057	13500	0.8		
	0.8	1800	2638	18000	0.8	DRV063/150	8014
	0.6	2400	3182	18000	0.6		
0.75	9.3	300	424	10320	2.8	DRV050/110	8012
	7.0	400	553	10320	2.1		
	5.6	500	640	10320	1.6		
	4.7	300	838	10320	1.5	DRV050/110	8024
	3.5	400	1105	10320	1.1		
	2.8	500	1305	13500	1.1	DRV063/130	8024
	2.3	600	1557	13500	1.0		
	1.9	750	1772	13500	0.9		
	1.6	900	2014	13500	0.8		
	2.8	500	1291	18000	1.8	DRV063/150	8024
	2.3	600	1529	18000	1.7		
	1.9	750	1783	18000	1.3		
	1.6	900	2215	18000	0.9		
	1.2	1200	2680	18000	1		
1.1	9.3	300	621	10320	1.9	DRV050/110	8022
	7.0	400	810	10320	1.4		
	5.6	500	938	10320	1.1		
	4.7	300	1274	13500	1.3	DRV063/130	90S4
	3.5	400	1621	13500	1.0		
	2.8	500	1913	13500	0.8		
	9.3	150	753	18000	3.1	DRV063/150	90S4
	7	200	966	18000	2.4		
	5.6	250	1175	18000	1.7		
	4.7	300	1364	18000	1.7		
	3.5	400	1619	18000	1.6		
	2.8	500	1893	18000	1.2		
	2.3	600	2242	18000	1.2		
	1.9	750	2616	18000	0.9		
1.5	9.3	300	878	13500	1.9	DRV063/130	90S2
	7.0	400	1105	13500	1.4		
	5.6	500	1305	13500	1.1		
	4.7	300	1737	13500	1.0	DRV063/130	90L4
	3.5	400	2210	13500	0.7		
	9.3	150	1026	18000	2.3	DRV063/150	90L4
	7	200	1317	18000	1.8		
	5.6	250	1602	18000	1.3		
	4.7	300	1860	18000	1.3		
	3.5	400	2208	18000	1.2		
	2.8	500	2582	18000	0.9		
	2.3	600	3057	18000	0.9		

DRV尺寸 / DRV SIZE

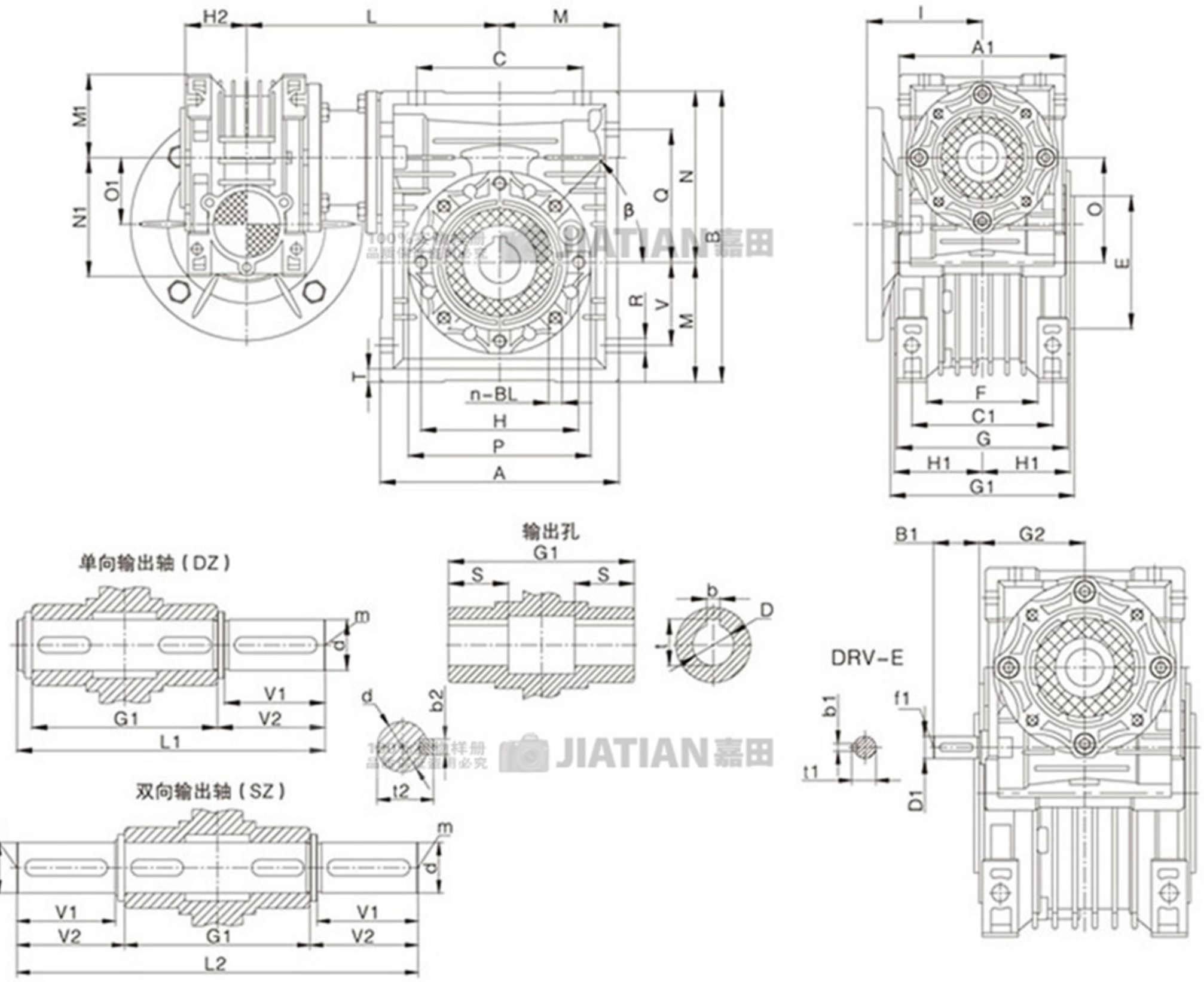

DRV	A	A1	B	B1	C	C1	D(H7)	D1(j6)	E(h8)	F	G	G1	G2	H	H1	H2	L	L1	L2	M	M1	N	N1	O	O1
025-030	80	70	97	–	54	44	14	–	55	32	56	63	–	65	29	22.5	100	102	128	40	35	57	48	30	25
025-040	100	70	121.5	–	70	60	18(19)	–	60	43	71	78	–	75	36.5	22.5	115	128	164	50	35	71.5	48	40	25
030-040	100	80	121.5	20	70	60	18(19)	9	60	43	71	78	51	75	36.5	29	120	128	164	50	40	71.5	57	40	30
030-050	120	80	144	20	80	70	25(24)	9	70	49	85	92	51	85	43.5	29	130	153	199	60	40	84	57	50	30
030-063	144	80	174	20	100	85	25(28)	9	80	67	103	112	51	95	53.0	29	145	173	219	72	40	102	57	63	30
040-075	172	100	205	23	120	90	28(35)	11	95	72	112	120	60	115	57.0	36.5	165	192	247	86	50	119	71.5	75	40
040-090	206	100	238	23	140	100	35(38)	11	110	74	130	140	60	130	67.0	36.5	182	234	309	103	50	135	71.5	90	40
050-110	255	120	295	30	170	115	42	14	130	–	144	155	74	165	74.0	43.5	225	249	324	127.5	60	167.5	84	110	50
063-130	293	144	335	40	200	120	45	19	180	–	155	170	90	215	81.0	53	245	265	340	146.5	72	187.5	102	130	63
063-150	340	144	400	40	240	145	50	19	180	–	185	200	90	215	96	53	275	297	374	170	72	230	102	150	63

DRV	P	Q	R	S	T	BL	β	b	b1	b2	t	t1	t2	d(h6)	f1	m	V	V1	V2
025-030	75	44	6.5	21	5.5	M6×10(n=4)	0°	5	–	5	16.3	–	16	14	–	M6	27	30	32.5
025-040	87	55	6.5	26	6.5	M6×10 (n=4)	45°	6	–	6	20.8(21.8)	–	20.5	18	–	M6	35	40	43
030-040	87	55	6.5	26	6.5	M6×10 (n=4)	45°	6(6)	3	6	20.8(21.8)	10.2	20.5	18	–	M6	35	40	43
030-050	100	64	8.5	30	7	M8×12(n=4)	45°	8(8)	3	8	28.3(27.3)	10.2	28	25	–	M10	40	50	53.5
030-063	110	80	8.5	36	8	M8×12(n=8)	45°	8(8)	3	8	28.3(31.3)	10.2	28	25	–	M10	50	50	53.5
040-075	140	93	11	40	10	M8×14(n=8)	45°	8(10)	4	8	31.3(38.3)	12.5	31	28	–	M10	60	60	63.5
040-090	160	102	13	45	11	M10×16(n=8)	45°	10	4	10	38.3(41.3)	12.5	38	35	–	M12	70	80	84.5
050-110	200	125	14	50	14	M10×18(n=8)	45°	12	5	12	45.3	16.0	45	42	M6	M16	85	80	84.5
063-130	250	140	16	60	15	M12×20(n=8)	45°	14	6	14	48.3	21.5	48.5	45	M6	M16	100	80	85
063-150	250	180	18	72	18	M12×22(n=8)	45°	14	6	14	53.8	21.5	53.5	50	M6	M16	120	82	87

DRV组合带电机安装方位
DRV COMBINED WITH MOTOR MOUNTING POSITION



第一级和第二级减速机按上图方式组合，如在订货时没有特别说明，将按照AS2组合方式供货；
第二级减速机实际安装方式参照51页的安装方位图。

Note: the first stage and the second stage reducer according to the above combinations, such as when the ordering is not specified, will be in accordance with the AS2 combination supply; second stage reducer practical mode of installation 51 installation azimuth diagram.